

1145-0001/1

Vol. 3



# CLOSED VOLUME VOLUME COMPLET



DATED FROM  
À COMPTER DU

TO  
JUSQU' AU

**AFFIX TO TOP OF FILE — À METTRE SUR LE DOSSIER**

**DO NOT ADD ANY MORE PAPERS — NE PAS AJOUTER DE DOCUMENTS**

**FOR SUBSEQUENT CORRESPONDENCE SEE — POUR CORRESPONDANCE ULTÉRIEURE VOIR**

FILE NO. — DOSSIER N°

1145-0001/1

VOLUME  
4

Our file ref. WC 1425-1 (A)  
DEC 11 61 AM



DEPARTMENT OF NATIONAL DEFENCE

ARMY

In reply to: Adm 1257  
Dated : 17 Nov 61

HEADQUARTERS WESTERN COMMAND  
EDMONTON, Alberta 07 Dec 61

Referred to *W. Adams*  
DEC 8 1961  
File # *1425-4*  
Chgd to *Admiral 2-11-61*  
*Vol 3*

Army Headquarters  
Department of National Defence  
OTTAWA 4, Ontario

Regimental Flag  
The QOR of G Depot

1. Attached is letter from the Commanding Officer  
QOR of G Depot explaining the red stripe on proposed  
flag.

*JM Rockingham*  
(JM Rockingham)  
Major-General  
GOC Western Command

*Att.*

000964



C O P Y

QORD/1425-1

THE QOR OF C DEPOT  
CURRIE BARRACKS  
CALGARY, Alberta

5 DEC 61

Headquarters  
Alberta Area  
EDMONTON, Alta

REGIMENTAL FLAG  
The QOR of C Depot

1. Reference your A 7511 dated 21 Nov 61.
2. The design as submitted under our QORD/1425-1 dated 25 Oct 61 was taken from a flag presented to 2 Bn QOR of C in 1953 by 3 Bn QOR of C (M).
3. There is no particular reason for the red stripe next to the flag staff other than the colour Red being a regimental colour and being next to the staff as a convenient method of re-inforcing that end of the flag through which a rope would normally be secured in the larger flag.
4. As for the stripe being two inches wide, this was taken as an arbitrary figure and would correspondingly decrease in size with the smaller flags.

(DM CREIGHTON)  
Major  
Commanding Officer

000965

DEPARTMENT OF NATIONAL DEFENCE

MINUTE SHEET

Referred to

REMARKS

To be signed in full showing Appointment, Telephone Number & Date

DST

(Through  
ADST Mgr)

*SMC*  
JTK CLARK  
for mgt  
OCT 13 1960

B. M. PILLEY Lt Col  
D.D.S.T. (S. N.)  
OCT 13 1960

RCASC Flag (WT)

1. Re information requested.
2. D Adm have been unable to turn up any further information.

3. I attach a letter which I found at D Hist. and which outlines the authorized flag.

4. From this we may draw the following conclusions:

(a) That the flag diagram with the RCASC shown was never officially authorized but a local arrangement, or a misinterpretation.

(b) That the second diagram is correct other than the fact that the crossed swords are upside down (perhaps the fault of the artist).

3. How can we get one for DST office wall!

1. If kept history refer to sketch with "RCASC" thereon that one too is incorrect in my opinion! In provision for "RCASC" in the new

2. To our WT flag is per WT and with shape of swords.

*K. J. Andrew*

12 Oct/60.

000966

18 OCT 1960

52-9-WT

Headquarters, Pacific Command,  
Vancouver, B.C. 25 July 45.

MEMO to

G.O.C.-in-C.

INSPECTION OF WATER TRANSPORT  
AT RCASC WHARF, 17 Jul 45

Reference your comments at folio 40.

- (c) Blue ensign with crossed swords is the officially authorized flag to be carried by N.D.H.Q. vessels operated by R.C.A.S.C. (vide K.R. Can. para 1417 (i)).

(A.H.W. LANDON) Brigadier,  
Brigadier i/c Administration,  
Pacific Command.

THE KING'S REGULATIONS AND ORDERS FOR

THE CANADIAN MILITIA 1939

1417. Department of National Defence vessels and boats are authorized to carry the blue ensign with the following devices:—

- (i) General Service (Royal Canadian Army Service Corps); "Crossed swords."
- (ii) Royal Canadian Engineers; the letters "R.C.E."



MEMORANDUM

HQ 1175-1/7 (Adm 1B)

9 Sep 60

DST

Attention: Capt Pudney

Flag  
RCASC Water Transport

1. Further to your verbal request of 7 Sep 60 concerning the design of the flag flown by RCASC Water Transport units during the Second World War, the following is the information and authorities located to date concerning this device.
2. Authority for the flag is as follows:
  - a. British Army King's Regulations (1940) stated  
  
Paragraph 985. War Department vessels and boats are authorized to carry the blue ensign with the following devices: - (a) General Service (R.A.S.C.): "crossed swords"
  - b. Amendment No 65 dated March 1949 to British KRO changed the wording of the above to read  
  
Paragraph 985. (a) War Department ships, vessels and boats are authorized to carry the blue ensign with the following devices: - (i) R.A.S.C. "Crossed swords"
  - c. KR Can (1939) included the following  
  
Paragraph 1417. Department of National Defence vessels and boats are authorized to carry the blue ensign with the following devices: - (i) General Service (Royal Canadian Army Service Corps); "crossed swords"
3. With regard to the design, it is obvious that the Canadian authority is taken verbatim from the British authority and this is borne out by the fact that in KRO British, paragraph 985 and KR Can paragraph 1417 referred to in paragraph 2, the flags for the RA and RAOC and the Canadian counterparts RCA and RCOG are identical. It is of interest that the flags were only authorized to be flown on ships, vessels and boats manned by crews of the arms or service mentioned. In accordance with the design brought to your office to-day by S sgt Howarth the crossed swords on the blue ensign were displayed with points uppermost. This is borne out in the words "General Service" noted in para 2 a. above which indicates that the device is taken from the British Army General Service Corps Badge, i.e. the British Army Badge, which includes crossed swords, points uppermost in the design. Photostatic copies of a sketch of the RASC blue ensign and the British Army General Service Corps badge which shows the detail considered suitable for the crossed swords are attached.

D. M. PUDNEY, Lt Col  
D.D.S.T. (S & T)

SEP 9 1960

...../2

000969

- 2 -

4. The two designs viewed in your office may have been local designs adopted by Atlantic and Pacific Commands which functioned during the Second World War. The design with crossed swords below the letters "RCASC" displays swords similar to Naval cutlasses, however, the device also is remarkably similar to the crossed swords badges worn before and during the Second World War by PT Instructors. Both this design and the design with the poorly designed crossed swords shown with points downward probably are local interpretations of the design based on the rather sketchy description in 2 c. above.

5. The publication "Heraldry in War" from which the attached sketch of the RASC water transport flag of the War Department fleet is taken is a reference book considered by this Directorate to be a reliable authority. The text below the design substantiates the view expressed in paragraph 3 above concerning the origin of the crossed swords device on the Ensign to be the British Army badge shown on the accompanying sketch. The crossed swords, therefore, should be those shown on the Army Badge and as the Canadian Army badge was not authorized until after the conclusion of the Second World War, it is considered that the correct RCASC water transport flag up to 1947 should have included the same device as the RASC WT units.

6. Further research is being carried out through old files and records in an attempt to determine if a specific design was authorized for the RCASC WT flag, however, this further search will require some days, therefore, the above is forwarded in the interim for your information.

*W. S. Armstrong*  
(PS Cooper)  
Colonel  
Director of Administration

## Royal Army Service Corps Badges




### AIR DESPATCH GROUP, R.A.S.C.

A yellow aircraft, a Dakota, on a royal blue square was the badge of this R.A.S.C. organization which was first formed in April, 1944, and held in readiness to carry out maintenance by air for any formation that might be cut off during the invasion of the Continent. By July of that year, it had expanded to a strength of over 5,000 and was responsible for air supply and maintenance of all formations including airborne and S.A.S.

The task of the Air Despatch Group, R.A.S.C. was twofold: (a) Maintenance by Air and (b) Supply by Air. The first task involved a large number of men trained as "Air Despatchers" flying in aircraft of Transport Command, R.A.F., and dropping ammunition, petrol and supplies by parachute, the second task involved the transport of supplies to airfields and loading those which were to land on the Continent.

The Air Despatch Group carried out maintenance by air in the operations in North-Western Europe and dropped supplies to our troops in the Falaise Gap; at Arnhem; and on Walcheren, when troops were cut off owing to weather conditions which made sea communication impossible.



### WAR DEPARTMENT FLEET.

The W.D. Fleet is an R.A.S.C. organization composed of Water Transport Companies, Motor Boat Companies, and Boat Stores Depots (for the provision of Marine Stores to the Army). The Motor Boat Companies were divided into Harbour, Ambulance and Fast

Launch Companies and also Oil Barge, Coaster, Floating Workshops, and Fire Boat Companies. The R.A.S.C. Ensign of the W.D. Fleet is a Blue Ensign, on it the crossed swords of the Army badge, and was worn as the shoulder badge of the R.A.S.C. personnel of the Army's own fleet which saw service in Iceland; in the expedition to Spitzbergen; in West and North Africa, the Middle East, the Far East and North-West Europe.

## GENERAL SERVICE CORPS



*The Royal Crest upon crossed swords, points uppermost (i.e., the Army Badge) below the crown the motto "Deus Vult" on a scroll, and below this the emblems of the countries of the United Kingdom—viz. Rose, Thistle, Leek and Shamrock.*

THE G.S.C. was formed in February, 1942 (A.O. 19/1942) to provide a "pool" into which enlisted men were first placed to undergo selection tests to ascertain the most suitable arm in which they should serve. Although still in being, the functions of the Corps have been modified.

MEMORANDUM

HQ 1425-4 Vol 3 (Adm 1B)

18 May 60

Provost Marshal

Corps Flag

The Canadian Provost Corps

133  
1. Authority is hereby granted for the amended description of the Canadian Provost Corps flag approved at folio 132 on this file to be further amended by the deletion of the phrase:

"superimposed on a scarlet patch extending 1 in beyond the edge of the design"

2. Amendments to CAO 54-3, Corps and Regimental Flags, will not be published until later in 1960, therefore, as an interim measure you may wish to notify all C Pro C units of the change in the design authorized for the Corps flag.

② PM

*Pls note. The scarlet patch is now gone. I will notify all units.*

19 May 60  
A. R. RITCHIE  
LIEUTENANT COLONEL  
DEPUTY PROVOST MARSHAL

*Noted  
PA  
AB*


*[Signature]*  
(RB McDougall)  
Colonel

Director of Administration

③ DPM

*Thanks for dealing with this matter with such despatch. Take action as you suggest, but inform also flag makers e.g. Scully.*

J. L. BRADY  
COLONEL  
PROVOST MARSHAL  
20 MAY 1960  
000973



M E M O R A N D U M

HQ 1425-4 (PM)

9 May 60

D Adm

Canadian Provost Corps Flag  
Specifications


1. Reference is made to your memorandum HQ 1425-4 Vol 3 (Adm 1B) dated 4 May 59 authorizing an amended description of the Canadian Provost Corps flag.
2. The design of this flag has again been under study with a view to improving its appearance. As the previous amendment to CAO 54-3, referred to above, has not yet been published, it is recommended that the description of the flag be further amended to read as follows:

"White; three parallel bars  $2\frac{1}{4}$  ins wide running diagonally from the upper left (flagstaff) corner to the lower right corner; the upper bar scarlet, the centre bar gold and the lower bar blue. In the centre the design of the corps cap badge in gold, 12 ins high".

The effect of this last amendment is to remove the scarlet patch from behind the design of the corps cap badge.

3. It is proposed to eliminate the scarlet patch because:
  - a. It detracts from the shape and appearance of the Corps cap badge;
  - b. It is very difficult to see the red portions of the cap badge when the badge and patch are put on by a printed process;
  - c. It adds considerable weight to the flag when the badge and patch are put on by embroidered process.
4. May authority be granted for the description, in CAO 54-3, of the Canadian Provost Corps flag to be amended as detailed above.

JAD/6-8613/nr

  
(AL Brady)  
Colonel  
Provost Marshal

*Copy for HQ. 14 25-4*M E M O R A N D U MHQ 6018-984/26 (Pay 2B)  
HQ 1425-4In reply to HQ 6018-984/26 (ORD 7B)  
Dated 15 Feb 60

19 Feb 60

DOS8345-21-106-2922 Flag Distinguishing Pay Office

1. The latest design for the RCAPC flag authorized has in the centre of the flag, the design of the corps cap badge in gold, 12" high, superimposed on a blue patch of similar dimensions. The sample flag forwarded with your memorandum under reply may be adopted for RCAPC use by simply superimposing the corps cap badge on a blue patch as indicated above in the centre of the flag.
2. This directorate was not aware of the large quantity of distinguishing pay office flags held on ordnance charge at No 26 COD.
3. The sample flag is returned herewith.

(sgd) CED

for (FH Rowland)  
Col  
D Pay

CED/2-3606/pap



HQ 1425-4 (Adm 1B)

- ARMY -

Ontario  
25 Jan 60.

Headquarters,  
1 CDN Infantry Brigade Group  
Calgary, Alberta.

Brigade Group Flag  
1 Canadian Infantry Brigade Group

1. Reference is made to your letter 1 CIBG 1425-1 dated 22 Dec 59 concerning a brigade group flag.
2. Flags authorized to be flown by formations and units include:
  - National Flag - all units at home or abroad
  - Corps Flag - Corps units
  - Colours - carried by armoured and infantry units, as authorized.
3. The introduction of distinctive flags for formations is a matter for consideration at this Headquarters. It is considered desirable that any flag authorized should be applicable to all Canadian brigade groups.
4. Two alternative designs which appear to be suitable are described:
  - a. A large size flag in the design of the vehicle flag flown by the brigade commander. The design authorized for a bde comd in the forthcoming Annex A to CAO 54-2 is "a blue pennant measuring 6 inches deep on the flagstaff and 9 inches flying exclusive of the sleeve; in the centre, a gold maple leaf with the brigade number superimposed thereon". A sketch of the flag is attached. The flag previously authorized for the HQ of a brigade was the traditional blue pennant, 3 feet flying, two feet deep at the flagstaff and terminating in a point at the fly end;
  - b. A red rectangular flag 2 feet deep and 3 feet flying bearing in the centre a gold maple leaf with the brigade numeral superimposed in red. This design is in accordance with the NATO vehicle symbol agreement for Canadian units operating in NATO theatres which requires a gold maple leaf on the field formation sign.
5. The question of heraldry is not of any great significance for flags described in paragraph 4, however, the selection of colour, red or blue for the field is correct in either case and a gold maple leaf is a 'proper' colour for this device. The rule of colour on metal or metal on colour is followed in both instances.

-2-

6. It is suggested that either of the foregoing designs or any alternative design which may be desired, should be forwarded for consideration for approval. The reasons in support of the proposal should be included together with the occasions and method for display of the flag.

Original Signed by  
COL. R.B. McDougall  
D. Adm.

JAN 25 1960

(RB McDougall)  
Colonel

Director of Administration

BJH/25896/dw

IN REPLY PLEASE QUOTE

NO. MS/1425-1



CANADA

## Department of National Defence

Army

In reply to: HQ 1425-4 (ASG 1a)  
Dated: 9 Oct 59

19

Director General of Medical Services  
Army Headquarters  
OTTAWA 4 Ont.

RCAMC SCHOOL
CAMP BORDEN Ont, 16 Oct 59
OCT 21 1959
File No. 1425-4
Chgd to

### The RCAMC Corps Flag

1. The enclosed sample of a Corps Flag has been examined. It is the opinion that this flag displays excellent workmanship with the exception of the points raised in your letter.
2. The workmanship appears to be somewhat superior to that inherent in the flags now held by this unit.
3. It is desired to obtain two Corps Flags for this unit. May an order, therefore, be placed for the manufacture and delivery of two flags in accordance with the following specifications:

Flag size - 5 ft by 3 ft  
Combined badge and scroll size -  $1\frac{1}{2}$  ft in length.  
Width size to be in proper proportion.

Arrangement - Badge and scroll to be centred with the tip of the crown 9 inches from the top edge of the flag and the base of the scroll to be 9 inches from the base of the flag. There must be a two-inch space between the base of the badge and the top edge of the scroll. The length of the scroll is not to exceed the length of the base of the badge. The scroll is to be designed as shown in the attached drawing.

Colour - In accordance with CAO 54-3, the badge and scroll are to be sewn in gold only, with the lettering in both cases to be in blue.

Construction - The flag is to be constructed so as to permit the insertion of a cord throughout the hem on the left margin. This is to provide a means of fastening the flag to a pole.

4. Kindly advise this unit of the cost involved and to whom payment is to be forwarded.

Encl: 2

(E E Tieman)  
Colonel  
Commandant

MEMORANDUM

HQ 1425-4 Vol 3 (Adm 1B)

29 Apr 59

DAG

Canadian Provost Corps Flag

1. The C Pro C flag is described in CAO 54-3, Appendix "A", as follows:

"White; three parallel bars 2 1/4 ins wide running diagonally from the upper left (flagstaff) corner to the lower right corner; the upper bar scarlet, the centre bar gold and the lower bar blue. (In the fly the design of the corps cap badge in gold, 12 ins high, superimposed on a scarlet patch extending 1 in beyond the edge of the design.)"

2. It has been found that the crest mounted in the fly makes it virtually impossible for the flag to be properly extended when flown in normal conditions. At folio 130 (Flagged "A") is a sketch of the approved design.

3. The Provost Marshal has requested that consideration be given to changing the description in CAO 54-3 to permit the crest to be mounted in the centre of the flag as illustrated at folio 129 (Flagged "B").

4. It is recommended that authority be granted for the C Pro C to change the mounting of the crest from the fly to the centre of the flag. This is the position in which crests of all other corps, who include crests in the flag, are mounted.

①  
D Adm but  
Approved, CAO  
to be amended only  
when other amendments  
required

*[Signature]*  
(RB McDougall)  
Colonel  
Director of Administration

*T. A. J.*

W. A. JOHNSTON  
COLONEL  
Deputy Adjutant-General

APR 30 1959

③ Adm 1  
Adm p/s  
W

RECEIVED  
21


APR 30 1959

132  
000979

MEMORANDUM

HQ 1425-4 (PM)

28 Apr 59



D Adm

C Pro C Flag  
Specifications


1. A C Pro C flag, manufactured to the specifications contained in CAO 54-3 Appendix "A", has been obtained by The C Pro C School.
2. The weight of the crest mounted in the fly makes it virtually impossible for the flag to be properly extended when flown in normal conditions.
3. It is recommended that consideration be given to having the specifications changed so that the crest is mounted in the centre of the flag rather than in the fly. However, it is suggested that before the specifications are changed, may your advice be received on how the flag will fly with the crest in the centre.
4. Attached are diagrams showing present mounting and proposed mounting.

AJS/2-3890/eh

*Anthony Scott*  
(AL Brady)  
Colonel  
Provost Marshal

PRESENT CORPS FLAG - C PRO C


Annexure 1



130

PROPOSED CORPS FLAG - C PRO C

Annex



BOARDER FOR DRAW CORD

129



MEMORANDUM

→ HQ 1425-14 (ME)

19 Feb 59

VQMG

Flying Flags - RCME

1. Some weeks ago I spoke to you about the RCME signs and flag displayed at 208 Workshop located on DND property at Uplands. Following that discussion I had the Command EME remove the sign on the road to which the Air Force objected. At that time I did not ask them to take the flag down. Yesterday I had a phone call from a very irate Group Captain Mussells, explaining that he had made previous requests to stop flying the RCME flag because the Chief of the Air Staff objected to it flying on his station. Having been forewarned of this situation arising again, during the visit of the CAS yesterday to Uplands, I instructed the workshop to take the flag down and not put it up again until told to do so through command channels. I cleared this with the Command EME who in turn was to clear it with the Area EME in Kingston under whose command 208 is placed.
2. Although the flying of the RCME flag and the flag itself is authorized in CAO 54-3, I felt it was in the interests of interservice relationships to take the above action. I personally feel that the flying of the RCME flag is necessary for identification of our units and I do know that it has a substantial benefit for the morale of both military and civilian personnel employed in RCME shops. I have been informed that all personnel at 208 Base Workshop were most disturbed when the flag was lowered yesterday.
3. I thought you should know about this in case this incident is raised by someone on a higher level.

*R. Campbell*  
(RA Campbell)  
Colonel

Director of Electrical and Mechanical Engineering

RAC/4-5049/MEC

PS: Subsequent to dictating this memo Brig. Snow phoned as he had heard about the problem. His feeling was that this is an authorized flag and that we should not succumb to the Air Force bidding. He did not feel that he was in a position to arbitrate in this matter but that it was a matter for the CGS and the CAS to sort out.



**ST. LUKE INDUSTRIES LIMITED**  
FINE TEXTILE PRINTING  
VERDUN INDUSTRIAL BUILDING  
425 RIVER ST., VERDUN  
MONTREAL 19, QUE.

May 15th, 1958.

Your ref: HQ 1425-4(ORD 1A)

Department of National Defence  
Army  
Ottawa, Ont.

Referred to *[initials]*

MAY 16 1958

Att: Mr. J. B. Allan, Colonel,  
Director of Ordnance Services.

File No. *1425-4*

Sgd to *[signature]*

Gentlemen,

We thank you for your letter of April 24th and apologize for answering it only today. We have moved our plant and offices from 425 River St., Verdun to 617 St. Remi St., Montreal 30, which is the reason for the delayed action. Will you kindly note our new address.

Color-fastness:

Our flags are made up to Department of National Defence regulations, Nylon flags as to specification CDA/DID, Text 7-6, the printing to CDA/DID, Unit 1-352. They do not run when exposed to rain.

Outline of Maple Leaf:

There is no difficulty in making the points in the black outline of the Maple Leaf less sharp.

Crest on Maple Leaf:

The answers to your artist's queries are: The distance between the top wheel of the cannon and the upper field of the crest can be reduced. The under portion of the cannon and the spokes in the wheels will be shown. The striations in the scroll will be removed where indicated.

We made it clear that our drawing is only a rough sketch. When we receive your order, we will make a detailed sketch from which the screens will be manufactured and which will be sent for your approval.

Screens:

When the design has been approved and the screens made we will make a sample print which will be submitted for your approval either in Ottawa or to your personal representative in Montreal.

We are keeping the sketch and your photograph here until we receive your further instructions.

Yours very truly,

ST. LUKE INDUSTRIES LIMITED

*[Signature]*  
Frank Snable

FS:ld

*noted  
EB  
PA*

*(51)*

000984

→HQ 1425-4 (ORD 1A)  
Ord 1A 1C-10-1

OTTAWA, 24 Apr 58

St Luke Industries Ltd,  
Verdun Industrial Building,  
425 River St, Verdun,  
MONTREAL 19, PQ.

Attention: Mr Frank Snable

Dear Sirs:

This is further to your letter of January 5, 1958, addressed to the Provision Officer, 26 Central Ordnance Depot, Cobourg, Ont., which quoted prices for screen-printed, Royal Canadian Ordnance Corps, flags, pennants and crests.

We hope soon to be in a position to place an order for quantities of these items. However there are certain further specifications, concerning which we would like your assurance. These are listed below:

Color-fast

Will the colors in the printed flags be guaranteed not to run when exposed to wet weather?

Outline of Maple Leaf

Can the points in the black outline of the Maple Leaf be made less sharp, conforming to the left-hand side of your drawing (returned under separate cover)?

Crest on Maple Leaf

The omission of the stipples in the garter and the scroll, as indicated in your letter are agreed to. However, can we be absolutely sure the detail of the badge will be produced exactly as to size and detail? It should be noted that your drawing has certain slight inaccuracies which would not be acceptable on the finished product. To clarify the detail of the badge, a photograph is enclosed.

Screens

Can a proof of the finished screen be approved by our personal representative before manufacture begins?

We would appreciate your early reply to these points.

Your drawing (as amended on the left side by our artist) is forwarded by registered mail.

Yours truly,

Original Signed by

J. B. ALLAN

COL

(J.B. Allan)

Colonel

Director of Ordnance Services

000985

*E. Armstrong*

*will submit a letter  
by 4 April*

PRICE LIST  
of

**FLAGS**

and

**ACCESSORIES**

INDOOR

•  
OUTDOOR


•  
PARADE

**DOMINION REGALIA LTD.**

84 ELM STREET

TORONTO, ONT.

(34)  
000986



## OUTDOOR FLAGS

PRINTED NYLON and  
SEWN WOOL BUNTING

Nylon flags have the design dye printed (not sewn) into a single piece of strong, lightweight flag nylon. They are produced primarily for outdoor use as the "printed in" design is not as vivid in colour or as fade resistant as the vat dyed "Banner Silk" flags. We suggest PRINTED NYLON for winter use when the rays of the sun are not intense and . . . WOOL BUNTING flags with vat dyed "sewn in" design for the months of the year when the sun's rays are stronger.

### WOOL BUNTING FLAGS

Size	Union Jack	Can. Ensign	Amer. Ensign
1'6" x 3'	3.50	4.35	4.40
2'3" x 4'6"	5.75	6.20	6.90
3' x 6'	7.75	7.95	8.70
3'9" x 7'6"	9.90	10.45	11.15
4'6" x 9'	12.60	13.80	13.90
5'3" x 10'6"	16.25	17.20	17.55
6' x 12'	20.50	22.40	24.10
7'6" x 15'	28.50	29.90	34.90
9' x 18'	37.95	37.40	
10'6" x 21'	46.75	51.80	
12' x 24'	64.25	62.40	

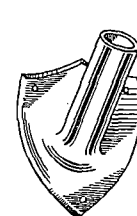
### PRINTED NYLON FLAGS

Size	Union Jack	Can. Ensign	Amer. Ensign
9" x 1'6"	1.65	1.75	2.70
1' x 2'	1.95	2.75	3.65
1'3" x 2'6"	2.70	3.20	
1'6" x 3'	3.30	4.25	5.95
2'3" x 4'6"	6.95	8.40	9.45
3' x 6'	7.95	8.95	11.25
3'9" x 7'6"	10.85	11.75	
4'6" x 9'	13.70	15.40	
5'3" x 10'6"	24.40	26.85	
6' x 12'	39.70	43.60	
7'6" x 15'	52.10	55.20	

Prices Include 10 Per Cent Federal Government Sales Tax


84 ELM STREET Dominion Regalia Limited TORONTO, ONT.

### WALL and SILL BRACKETS



**No. 12 WALL MOUNT**  
A decorative polished aluminum bracket set at the proper angle for indoor or outdoor wall display. Particularly attractive and functional for interior Church and auditorium use. Will not rust or tarnish. Designed for 1" dia. flag poles.

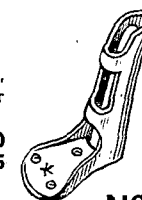
Each \$3.25



### No. 9 WINDOW SILL MOUNT

A low priced bracket made of strong cast iron, painted black. Easy to install and available for both 1" and 1 1/8" diameter flag poles.

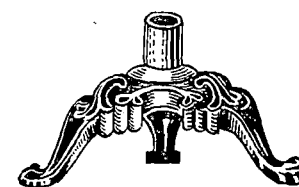
1" dia. each \$1.00  
1 1/8" dia. each \$1.25



No. 9

### FLAG POLE FLOOR STANDS

#### No. 11 TRIPOD STAND DISCONTINUED

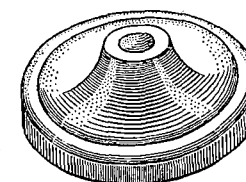


No. 11

#### No. 14 ROUND FLOOR STAND


A heavier yet more compact stand weighing approximately 10 lbs. Black finish over cast iron. Available with 3/4", 1" and 1 1/8" bore

Each \$4.00



No. 14


### No. 15 CARRYING BELTS



Designed to carry Parade Flags and banners comfortably.

In white webbing —ea. \$3.00  
or brown leather —ea. \$6.00

### No. 16 SHOWERPROOF COVER CASE



A water repellent canvas case large enough to hold and protect your complete flag outfit. Open one end with fold-over top and tie tapes for closing. Each \$2.75

### TABLE SIZE FLAG STAND

Suitable for Banquet Table, speakers stand, Chairmen's desk. An 11" flag mounted on an 18" chrome pole and stand. Stand with either a Union Jack, Canadian Ensign, or American Ensign

Each \$4.95



No. 17

84 ELM STREET Dominion Regalia Limited TORONTO, ONT.

000987

## FLAG POLES

All flag poles are Natural wood colour with lacquer finish. Poles are available in 1" diameter, 8 ft. long made up of two 4' sections or 1 3/8" diameter, 10 ft. long made up of two 5 ft. sections.

1" ECONOMY Pole has a brass tube attached to the lower half of pole allowing the upper half to slip into it ..... Complete \$2.20  
1 3/8" ECONOMY Pole has solid brass tube coupler ..... Complete \$7.15

1" SUPERIOR Pole uses solid brass screw coupler (No. 8 below) ..... Complete \$4.95


1 3/8" SUPERIOR Pole with solid brass screw coupler ..... Complete \$8.80




No. 1



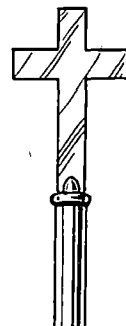
No. 2



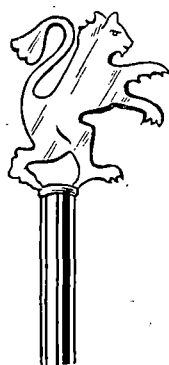
No. 3




No. 4



No. 5



No. 6



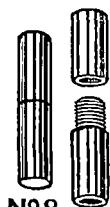
No. 7

## SOLID BRASS POLE TOPS

	For 1" dia. poles	For 1 3/8" dia. poles
No. 1—Maple leaf top ..	3.65	5.50
No. 2—Spear top .....	3.90	4.95
No. 3—Crown top .....	5.25	5.90
No. 4—Eagle top .....	4.95	7.50
No. 5—Cross top .....	5.25	5.90
No. 6—Lion top .....	4.95	5.50
No. 7—Star top .....	4.50	4.95

All brass accessories may be had in non-tarnish chrome plate finish at an additional charge of \$1.35 per item

## COUPLER




No. 8

### No. 8 COUPLER

Solid brass, screw-type coupler when attached to your flag pole permits a secure join or allows you to take the pole apart for easy storage and handling. All "SUPERIOR" flag poles are equipped with this coupler.

1" coupler—each \$2.75  
1 3/8" coupler—each \$3.25


## CORD AND TASSELS



No. 10


### No. 10 CORD AND TASSELS

add the final touch in flag decoration. Six feet long with tassel on each end available in  
ROYAL BLUE RED Each \$1.75  
SKY BLUE GOLD  
WHITE RED AND GOLD



## YOUR SPECIAL FLAG OR BANNER

Custom made for indoor or outdoor use. Accurate sketches submitted on receipt of your description or rough drawings. Complete selection of fast colour fabrics, vat dyed embroidery threads, fringes and trimmings.

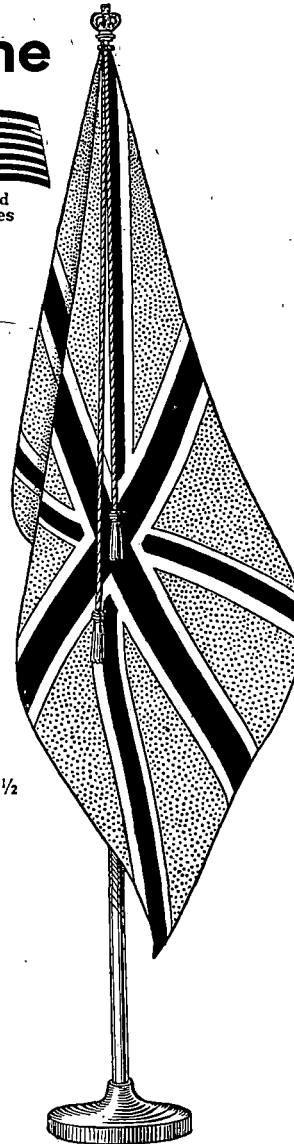


The Famous

# "BANNER SILK" Line




**INDOOR and PARADE QUALITY FLAGS**  
Proudly displayed from coast to coast wherever a rich appearing, quality flag is used. Made from long life acetate—"BANNER SILK" is lustrous in appearance with strong, bright, regal colours. It is "THE" best flag for use in Churches, lodges, clubs, auditoriums, civic buildings and is outstanding for ceremonial and parade use. In these flags we use only fade resistant vat dyed fabrics that are fast to washing and drycleaning. All stripes and shapes are individually cut and sewn together to give you the "very finest" in quality.



DESCRIPTION	MEASUREMENTS IN FEET			
	1 1/2 x 3	2 1/4 x 4 1/2	3 x 6	3 3/4 x 7 1/2
Union Jack .....	7.04	10.56	14.03	19.25
Canadian Ensign .....	—	13.20	17.55	24.75
American Ensign (sewn stars) .....	8.69	12.65	16.23	21.78
Christian .....	6.33	9.35	12.65	16.50
R.C.A.F. ....	—	12.93	15.68	20.08
Naval (White) .....	—	12.65	14.85	18.15
St. Andrew .....	5.94	8.69	11.28	15.13
St. George .....	5.94	7.98	10.18	13.75
"Official" Anglican .....	—	12.93	15.40	21.80
Scottish Standard	—	—	—	—
(Sewn embroidered) ....	—	—	54.45	—
United Nations .....	—	26.40	30.80	—

It is not practical for us to list the hundreds of flags we make.  
If the flag you require is not listed above, please enquire.



## SPECIAL FLAGS

With over 80 years experience in the field of specialty flag manufacture we possess the knowledge, ability and skills necessary to produce custom-made Regimental colours, flags and banners for

- VETERANS ORGANIZATIONS
- ARMED FORCES
- SCHOOLS
- LODGES
- CLUBS
- BANDS



# PRESENTATION GAVELS

## GIVE HONOUR

*Where Honour is Due*

### AND FOR THE PRESIDENT . . .

a gavel, the cherished symbol of leadership. When a member is chosen to be President or Chairman it is an honour of which to be justly proud. An honour to be remembered. For centuries the gavel has symbolized this honour.

### A LEADER IS ELECTED . . .

in all organizations where men and women regularly gather together with common aims and common interests, whether business, fraternal or service. And that leader has earned the right to the traditional gift of a gavel. With appropriate inscription engraved on the band it is treasured for a lifetime.




### EVERYONE LOVES THE CEREMONY . . .

of the presentation which with simple dignity becomes the official transfer of authority. The moment for the farewell speech and the time for the newly elected to state his aims and plans. A big item for organizations that value publicity.

### THE COST?

Quite nominal — even for the best. A perfectly turned, hand rubbed rosewood gavel costs only \$8.75 — complete with velvet bag, artistically etched band on the gavel head for engraving, and presentation box. The engraving at 8c per letter brings the average total cost to between \$10.00 and \$15.00.



### SAMPLE INSCRIPTIONS:

Presented by  
THE ONTARIO DAIRY FARMERS ASS'N.  
TO BRUCE (Mac) MacGUIRE  
PRESIDENT 1956

LEN WILSON  
used me at  
THE FUR BREEDERS CONVENTION  
JULY 1956

GEO. R. SMITH  
R.T.W.A. President  
1956

TO DAD  
FROM THE FAMILY

### PRICE LIST








Rosewood Gavel .....	\$8.00
Rosewood sound block .....	7.00
Walnut gavel .....	4.00
Birch gavel .....	2.00
Gavel band .....	.75
Engraving on gavel bands 8c per engraved letter.	



**NOTE:** We also stock white opaque plastic and clear plastic gavels in ladies size, 2 1/4" x 7 1/2". A metal gavel band is not necessary with the plastic gavels as the lettering is cut directly into the gavel head and filled in with colour. Coloured engraving on plastic gavels is 10c per letter.

**DELIVERY 10 days to 2 weeks WHEN ENGRAVING IS REQUIRED.**

# A FEW OF THE MANY PRODUCTS OF



**DOMINION REGALIA**  
LIMITED

84 ELM ST.

TORONTO 2

000991

OTTAWA, Ontario.

March 19, 1958.

Scythes & Company Ltd.,  
128 Sterling Road,  
TORONTO 3, Canada.

Attn: H.J. Boake, Merchandise Manager.

Dear Sir:

In reply to your letter of March 17, 1958 regarding Royal Canadian Dental Corps flags, herewith the information requested.

The flags are to be flown out-of-doors.

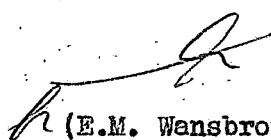
Your recommendation that the Corps Cap Badge be silk screen printed on Wool Bunting and be sewn into the Flag in the same manner as the crest on a Canadian Ensign is accepted.

The Wool Bunting samples submitted by you are acceptable, both as to quality and colour.

It is not probable that we will be able to have a representative in Toronto in the near future.

It would be appreciated if you could submit a quotation on the information now available to you.

Yours truly,

  
(E.M. Wansbrough),  
Brigadier,  
Director General Dental S

6-8360/nml  
MASFI

Document disclosed under the Access to Information Act  
Document divulgué en vertu de la Loi sur l'accès à l'information

Cloth melton green, No 7

000993



22

000994



# SCYTHES & COMPANY LIMITED

MANUFACTURERS OF  
COTTON WIPING WASTE  
COTTON WIPING CLOTHS  
WOOL PACKING WASTE  
SOFT COTTON WASTE

HEAD OFFICE - TORONTO

FACTORIES AND WAREHOUSES - TORONTO AND MONTREAL

MANUFACTURERS OF  
NEOPRENE WORK CLOTHING  
TARPAULINS, TENTS  
GENERAL CANVAS GOODS  
WOOL, NYLON, COTTON FLAGS

128 STERLING ROAD

TORONTO 3, CANADA

March 17, 1958.

Department of National Defence,  
Army,  
OTTAWA, Ontario.

Subject: Your File No. HQ 1425-4 (Dent 3A)

Referred to *S. G. S.*  
MAR 18 1958  
File No. *1425-4*  
Chgd to *7.4.28.14.3*  
*58*  
*col 3*


We acknowledge receipt of your letter of March 11 under the above file reference No. asking for prices on Royal Canadian Dental Corps Flag.

Before making a quotation, we find it necessary to ask you a few questions about this Flag. We would like to know if it is to be flown indoors or outdoors. If for indoor flying, it would seem to us that it would be satisfactory to make it from Wool Bunting with an embroidered Corps Cap Badge on it. However, if the Flag is to be flown out of doors, this embroidered crest is going to be too heavy, and you will get very short life out of the Flags. If for outdoor flying, we strongly recommend that the Corps Cap Badge be silk screen printed on Wool Bunting. This piece could then be sewn into the Flag in the same manner as the crest on a Canadian Ensign.

Another point is that even if an embroidered badge is used, this must be sewn on to something, and we would therefore like to know what background we could use for this purpose. We have in mind haps red. It is very difficult to properly discuss this problem in a letter, and we are wondering if in the near future someone from the depot corps might be visiting Toronto at which time they could call on our factory and talk the matter over at first hand.

In any event, we attach samples of Wool Bunting that we presently have for making Flags in our standard colours of Royal Blue, Green, and Yellow.

*H. J. Boake*  
H. J. BOAKE,  
MERCHANDISE MANAGER.  
*R<sub>9</sub>*



*Holden's*

**THE HOLDEN MANUFACTURING  
COMPANY LIMITED**

P. O. BOX 607  
HULL, P. Q. CANA

TELEPHONE: PR-7

March 13, 1958

Department of National Defence,  
Ottawa, Ontario.

Attention: Brigadier E. M. Wansbrough,  
Director General Dental Services.

Dear Sirs:

Thank you for your letter of March 11th, file HQ 1425-4 (Dent A),  
requesting quotations on special corps flags.

→ We regret very much that we do not manufacture this type of flag.  
We would suggest that you contact Dominion Regalia Company in Toronto

Your swatches and crest are returned with this letter.

Yours very truly,

THE HOLDEN MANUFACTURING

*R. V. Rocheff*  
R. V. Rocheff  
Managing Director

*14 Mar 31*  
*Robert*  
R VR:gm  
enc.



EQUIPMENT FOR LIFE IN THE C

000996

000997



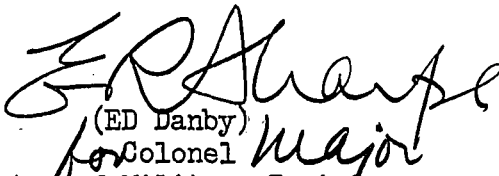
ARMY HEADQUARTERS

HQ 3095-21 (MT 2E)

OTTAWA, 25 Oct 57

Minutes of the 2nd Meeting - Army Track and Field Committee

1. The minutes of the 2nd Meeting of the Army Track and Field Committee, held at Headquarters Camp Borden, 9 Aug 57, are attached at Appendix "A".
2. For your information and retention.

  
(ED Danby)  
for Colonel Major  
Director of Military Training

DISTRIBUTION

HQ Commands  
HQ Areas  
HQ Permanent Camps  
HQ Regular Formations  
CDN Army PT Wing  
D Org  
D Adm  
DQOP (five copies Maj Foggo)  
DPR (Army)

APPENDIX "A" to  
HQ 3095-21 (MT 2E)  
Dated 25 Oct 57

ARMY TRACK AND FIELD COMMITTEE  
MINUTES

1. The 2nd Meeting of the Army Track and Field Committee was held at Headquarters Camp Borden on Friday, 9 Aug 57 at 1000 hrs. The following were present:

Lt Col	JM	Delamere	Acting Chairman
Maj	ER	Sharpe	Secretary
Lt Col	WHV	Matthews	Rep DMT
Maj	EG	Stebbens	Rep D Adm
Maj	GS	Foggo	Rep DQOP
Capt	C	Bowering	Rep DPR (Army)
Capt	JAI	Gillanders	OC CDN Army PT Wing
Maj	CE	Bent	Rep Eastern Command
Capt	R	Leclerc	Rep Quebec Command
Lt Col	G	Potts	Rep Central Command
Capt	CAH	Kemsley	Tech Rep Central Command
Maj	EJ	Amirault	Rep Prairie Command
Lt	HN	Andrews	Tech Rep Prairie Command
Maj	RB	Firlotte	Rep Western Command
Maj	AD	Egan	Rep HQ I CDN Inf Div
Maj	GM	Andrews	Chairman Camp Borden Executive Committee
Lt	H	Langan	Secretary Camp Borden Executive Committee
QMSI	TL	Weatherall	Army Coach

2. The Chairman opened the meeting with the announcement that the 1958 Army Track and Field Championships Meet would be held in Western Command, at Vancouver, B.C. He also stated that firm dates would be announced when they had been determined.

3. The Chairman opened discussion of items on the agenda.

4. The Secretary outlined the progress made to date on the establishment of scales of track and field equipment for sports fields, and reported that accounting procedures for such equipment would soon be issued by Army Headquarters.

5. It was the unanimous opinion of the meeting that the proposed scales of equipment did not include enough stop watches to conduct track and field meets in a proper manner and to accurately record times to the degree required. The Secretary was directed to amend the proposed scales accordingly.

6. Physical Fitness grants were discussed. The representative from D Adm outlined the action then being taken to make an accurate comparison of costs of physical fitness equipment today as compared to the years following the Second World War. The costs of rental of ice skating and swimming facilities, he said, was also under review.

7. The Secretary of the Camp Borden Executive Committee reported that all units in the camp were experiencing great difficulty in financing the provision of individual trophies for retention by athletes competing in unit and camp sports events. He stated that this was due to the fact that units now receive only a very small portion of the profits of their canteens.

8. All Command representatives stated that the present grants go only a very little of the way in helping to defray the cost of physical fitness equipment, and that this situation seriously hampers development of an active and diversified programme of wide appeal.

9. The condition of running tracks and field layouts was discussed. The Secretary reported that liaison was being maintained with D Works (Desi 000999

and that every effort would be made to ensure that future development would meet AAU of C specifications. The Chairman requested that Command representatives ensure that distances and other specifications be met when meets are conducted within commands, so that no chance be taken of inadvertently submitting false performance figures.

10. The committee was unanimously of the opinion that a winter training programme should be conducted to develop our track and field athletes. It was noted that, although many Camp Borden records were broken in this year's finals, the new records fell quite a long way short of the national records and very much farther short of international records. All agreed that a programme must be developed to provide coaches and that further clinics for officials are necessary.

11. The Chairman stated that planning is now in progress for provision of coaches' courses and officials' clinics, and that details would be announced as soon as possible.

12. The DMT representative suggested that a possible solution to the problem of providing winter training facilities for track and field athletes would be to convert surplus buildings to this use instead of demolishing them. In many cases, apart from the possible requirement of moving them, removal of floors would constitute the sole modification. He also requested command representatives to forward information regarding command solutions of this problem to DMT.

13. The Secretary explained that, for "closed" Armed Forces Meets, amateur cards were not required, but that, whenever Armed Forces athletes compete in meets where civilians are also competing (known as "open" meets), then amateur cards must be carried. He added that Boxing is treated somewhat differently because of the greater proportion of professionals in that sport.

14. After some discussion it was decided that a Junior Class should be included in the 1958 meets in order to encourage the participation of apprentices, and to allow persons in this class to obtain the best possible standard by reason of using the equipment specified for that class.

15. It was noted that, in certain Junior events, special weights of equipment would be required, and the Secretary was instructed to act accordingly in drawing up the proposed scales of equipment.

16. The Prairie Command technical representative suggested that a Pentathlon event be included in future meets for Juniors and Juveniles. The Chairman replied that there would be no objection to this being done in the Commands in conjunction with their meets, but that it would not be included in 1958 Army Meet and would be for future development.

17. It was the consensus of opinion of the meeting that competition in the Juvenile class be developed as soon as possible.

18. The Secretary mentioned the possibility of reciprocal arrangements being made with the other services to take advantage of coaching clinics and other sports courses offered. He was directed by the Chairman to pursue this.

19. The Chairman stated that the matter of full qualification and upgrading of officials was still under study and a policy would be announced as soon as possible.

20. The basis of competition was discussed at some length. All present were in favour of the setting of a qualifying standard for entry into the Army Finals.

21. All Command representatives were in favour of a unit team type of competition with small units and headquarters being grouped into composite teams. Each team would be permitted one entry in each event in each class of competition subject to achieving the qualifying standard, which would be pre-set. The representative of 1 CDN Inf Div was in favour of individual competition and did not favour a team system.

It was stated by the Chairman that, whatever system was adopted, Army Headquarters would reserve the right to select additional outstanding performers, but that points scored by them would not count in inter-command or unit team competition.

23. The general feeling of the meeting was against having an inter-command competition, especially in view of the fact that the greatest concentration of troops is in Central Command.

24. A suggestion was made that the 1958 Finals be held on the last Wednesday and Thursday of August or later in the autumn and that the contestants be concentrated for two weeks prior for training and coaching.

25. The Chairman explained that before dates could be set many factors must be considered, some being:

- Programme of BC Centennial Committee;
- GUTC training programme;
- Leave period;
- Unit reorganization for training;
- Apprentice training programme.

26. It was the opinion of the meeting that managers and handlers should be appointed to accompany each group of athletes attending the Finals.

27. The PRO, Central Command, representing DPR (Army), reported on press, television and radio arrangements for the Final Meet. He recommended that, in order to obtain full coöperation from the CBC to the desired scale, a very senior Army officer should make the necessary arrangement with a senior CBC official. This would apply for national TV and radio coverage of the event.

28. The PR representative further recommended that, for the 1958 Finals the following be considered:

- (a) Two PR officers be assigned;
- (b) A photographic darkroom and associated facilities be established convenient to the stadium;
- (c) A press room should be set up for convenience of newsmen assigned to the event;
- (d) Suitable accommodation should be arranged for members of the press;
- (e) It should be taken into account in planning that live TV coverage requires remote equipment, and that space must be provided for it;
- (f) An invitation mile event be included, and efforts made to have top-flight civilian competitors enter. This would have great publicity value;
- (g) That the National Film Board be asked to make a feature film of the event;
- (h) That Associated Screen News be invited to send a crew, and that this be sent well in advance to facilitate their planning;
- (j) That DPR (Army) produce biographical sketches on competitors for use of press, radio and TV.

29. The Chairman congratulated the PRO, Central Command for his energetic and effective efforts in obtaining good coverage of the 1957 Army Finals.

It was decided that, in lieu of conducting regular meetings of a technical sub-committee, the Secretary would, subject to approval by the Chairman, call meetings of such a sub-committee when required.

31. The committee agreed that hurdles events should be included in the 1958 meets, particularly in view of the fact that they promote great spectator interest as well as amongst athletes. They are also of great value from the fitness point of view in developing co-ordination.

32. It was also decided that steeplechasing and cross country running should be encouraged in Commands even though not included as events at the Army Finals, by reason of their great value in promoting fitness.

33. The committee were of the opinion that scoring at future Army Track and Field Meets should follow AAU of C rules.

34. It was agreed that special attention must be given to the placing of the band at future meets so that it can be better heard and controlled. Briefing of the bandmaster must be detailed and complete.

35. Central Command raised the matter of a uniform dress for competitors. It was agreed that matters of dress for future Finals be laid down very firmly in view of the way competitors arrived with wrong dress this year, even though complete instructions had been issued.

36. The desirability of providing competitors with track suits was agreed by all present. The Chairman stated that a tri-service committee (PE&R Sub-Committee of PMAC) has this item under study in connection with recommendations for a better PT dress for all services.

37. The matter of Command flags was raised by Central Command. It was decided to endeavour to have AHQ publish specifications. Commands would then be responsible for producing their own flags to these specifications so they may be flown at the 1958 Finals. A decision will also have to be reached as to what flags will be flown on the main flagpole.

38. The meeting noted that members of the PT Cadre were to be commended for their smartness of dress and deportment during the Finals meet, and for their large contribution to its efficient organization.

39. It was suggested by the Camp Borden Executive Committee that the organizer, Technical Organizer and Secretary of the Executive Committee for the 1958 Finals be appointed by Army Headquarters.

40. The DMT representative stressed that PT Courses are being under-subscribed and asked Command representatives to pass on to unit COs the request that they encourage the right type of candidates to attend.

41. The Chairman stated that the Vice Chief of the General Staff had indicated that he was pleased with the success of the 1957 finals. He also stated that the remarks he had heard from outside sources had been very favourable.

42. The meeting adjourned at 1245 hours.



(ER Sharpe) Major  
Secretary

Army Track and Field Committee