

1145-0001/1 VOL 1

- 5 -

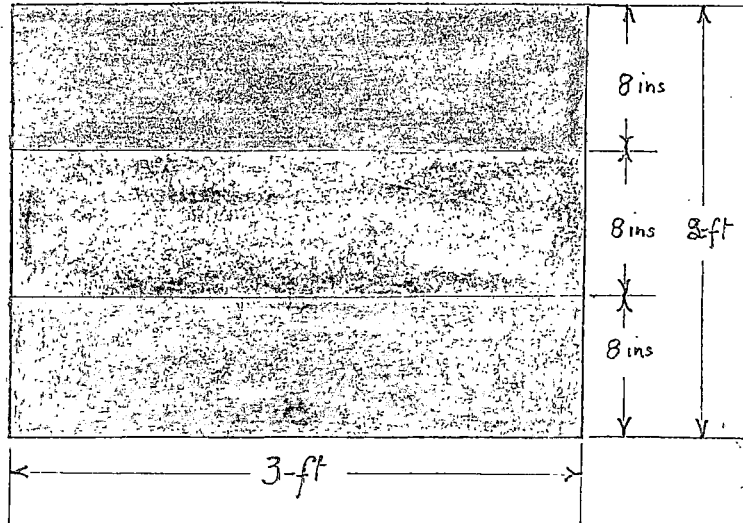
DME/AD 25-0-0

22 Jul 46.

DESIGN RECOMMENDED FOR R C E M E CORPS

~~(To be completed by Director concerned)~~

Top



000785

DME/AD 25-C-0

22 Jul 46.

Questionnaire - Corps Flags

R. C. E. M. E.

Questions	Yes	No.	Remarks
1. Do you favour the adoption of a Corps Flag for your Corps.	Yes		
2. What colour do you favour as the basic colour			
(a) Blue			
(b) Corps Colour			
(c) Corps Combination of colours:	Yes		Blue - Yellow - Red
3. Do you favour the design of the Cap Badge to be the only device shown on the flag.	-	-	No device
4. Do you favour the device to be in gold (yellow) colour.	-	-	
5. If you favour blue as the basic colour do you favour the device over a Corps colour patch on the flag.	-	-	
6. What size do you favour the flag to be			
6 x 3	-	No	
3 x 2	Yes	-	3 x 2
18" x 12"	-	No	
7. At what establishments and on what occasions do you recommend the flag to be flown within your Corps.			All RCEME Units and Establishments, incl. IADs.
8. What will be your initial requirements			Two per unit.
9. Please state any other recommendations			Active Army Units - 80 Reserve Army Units- 348 Total Requirements- 428

7. It is recommended that the flag be flown on all occasions in which the use of the flag would be an aid in locating and identifying RCEME units, and on all ceremonial occasions.

000786

Copies sent to:

- Dir. Armd. Corps
- Dir. of Arty. (O.A., RCA)
- Dir. of Sigs. (O.A., RCCS)
- Dir. Cdn. Inf. Corps
- Dir. of Ord. Ser. (Org) (O.A. RCOC) H.Q. 50-25-1 DOS(Prov)G
- Dir. of Mech. (O.A. RCME) 59/Dress Reg/Pol.Flag/11
- O.A., Royal Cdn. Engineers. 12
- Executive Officer, C.M.S.C. OTTAWA, July 1946.
- Dep. Q.M.G. (B) (O.A. RCASC)
- D.G.M.S. (O.A. RCAMC)
- Paymaster-General (O.A. RCAPC)
- D.G. of Dental Services (O.A. CDC)
- O.A. Cdn. Intelligence Corps
- Provost-Marshall (O.A. Cdn. Provost Corps)
- O.A. Cdn. Postal Corps.

Corps Flags

1. It has been proposed, that a Corps Flag be authorized for each Corps of the Canadian Army.
2. Designs for Corps Flags have been submitted by D.G.M.S. and R.C.E.M.E. See attached sketches.
3. In order to obtain a consensus of opinion as to whether or not Corps Flags are desired by the majority of Corps, and if so, the type of flag considered suitable, the attached "Questionnaire" is circulated to all Directors of Corps or Officers Administering Corps.
4. May the attached "Questionnaire" be completed and returned, not later than 22 July 46, please. Your co-operation will be appreciated.

*W.G. Denney*  
(W.G. Denney) Colonel,  
for D.O.S. (Prov)  
A.O.D.

*W.G. Denney*



- 3 -

Submitted by R.C.E.M.E. H.Q.50-8-1 V.6

BLUE	YELLOW  <u>DEVICE</u> GREEN MAPLE LEAF	RED
------	--	-----

To be flown at RCME Workshops.

Submitted by D.G.M.S. H.Q. 96-11-21

	DULL CHERRY
	<u>DEVICE</u> CORPS CAP BADGE AND SCROLL WITH MOTTO IN GOLD: BLUE LETTERING.
BLUE	

To be flown at medical installations other than  
treatment units.

- 4 -

Suggestions DOS(Prov) for all Corps

BLUE FLAG

DEVICE

DESIGN OF CORPS CAP BADGE  
IN GOLD ON PATCH OF  
CORPS COLOUR OR WITHOUT  
PATCH

OR

CORPS COLOUR


DEVICE

DESIGN OF CORPS  
CAP BADGE IN GOLD

NOTE - In the case of Flag for R.C. Armd. C. the  
device could be a "Tank"

- 5 -

DESIGN RECOMMENDED FOR \_\_\_\_\_ CORPS  
(To be completed by Director concerned)



NOTES

Corps Colours -

R.C. Armd. C.	-	Yellow
R.C.A.	-	Scarlet
R.C.E.	-	Scarlet
R.C.C.S.	-	Scarlet
C.I.C.	-	Scarlet
R.C.A.S.C.	-	White
R.C.A.M.C.	-	Dull, Cherry
R.C.O.C.	-	Scarlet
R.C.E.M.E.	-	Scarlet
R.C.A.P.C.	-	Primrose yellow
C.D.C.	-	Emerald Green
C.M.S.C.	-	White.

Directors of Corps

H.Q. 50-25-1  
59/Dir's Reg/Pol. Flag/11  
July 46

Corps Flags

1. It has been proposed, that a Corps Flag be authorized for each Corps of the Canadian Army.
2. Designs for Corps Flags have been submitted by D.G.M.S. and R.C.E.M.E. See attached sketches.
3. In order to obtain a consensus of opinion as to whether or not Corps Flags are desired by the majority of Corps, and if so, the type of flag considered suitable, a "Questionnaire" is ~~being~~ circulated to all Directors of Corps or Officers Administering Corps. *The attached*
4. May the attached "Questionnaire" be completed and returned ~~as soon as possible~~. Your co-operation will be appreciated.

*not later than  
22 July 46, please.*

(W.G. Denney) Colonel,  
D.O.S. (Prov)

ADOS(US)

*For concurrence prior  
to stencil.*

*5/7/46*

*JAC  
D.C.*


*GR*

A.D.O.S. (G.S.)

*h*  
JUL 6 1946

000791

R.C.O.C. FLAG.



000792

- 2 -

# Questionnaire - Corps Flags

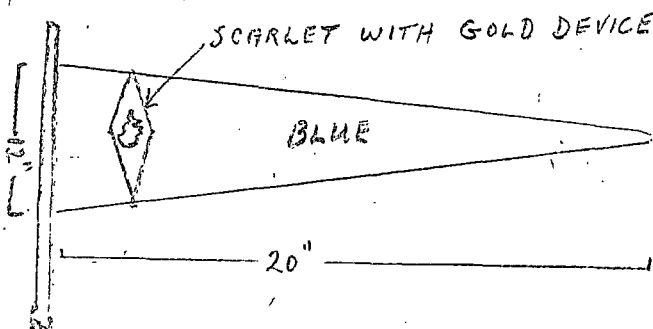
Questions	Yes	No	Remarks
1. Do you favour the adoption of a Corps Flag for your Corps.	yes		
2. What colour do you favour as the basic colour (a) Blue (b) Corps Colour (c) Corps Combination of Colours	no no yes		
3. Do you favour the design of the Cap Badge to be the only device shown on the flag.	yes		
4. Do you favour the device to be in gold (yellow) colour.	yes		
5. If you favour blue as the basic colour do you favour the device over a Corps colour patch on the flag.	N/A		
6. What size do you favour the flag to be. 6 x 3 3 x 2 18" x 12"	3x2		
7. At what establishments and on what occasions do you recommend the flag be flown within your Corps.			all H&E depots & barracks all Reserve units. Deployed for RF & when in Tag for Res Force.
8. What will be your initial requirements.			46 active Force } 2 per 40 Reserve " } unit
9. Please state any other recommendations.			

(Corps Colors) Suggest an Assoc  
Recommend for:

- (a) Parade markers
- (b) Sports field markers
- (c) Designate Field installations
- (d) messes
- (e) Military vehicles & Rec Hqs.

4" x 6" or 4" x 10"

require 300 similar designs to Corps Flag



000793

# Questionnaire - Corps Flags

Questions	Yes	No	Remarks
1. Do you favour the adoption of a Corps flag for your Corps.			
2. Do you favour all Corps Flags to be of one basic colour.			
3. Do you favour Corps Flags to be a combination of colours.			
4. Do you favour the Corps colour to be the basic colour.			
5. Do you favour "Blue" as the basic colour with patch of Corps colour behind device.			
6. If "Yes" to Question 3:			
(a) Do you favour all Corps using "Blue" plus Corps colour.			
(b) Are other combinations desired: (If so, state colours and reason for adoption.)			
7. Do you favour design of Corps Cap Badge to be the only Insignia borne on Corps Flags.			
8. Do you favour Insignia other than design of Corps Cap to be borne on Corps Flags. (If so, state what Insignia desired and reason for adoption.)			
9. Do you favour a plain Corps Flag without Insignia.			
10. Do you favour the devices on Corps Flags to be gold (yellow)			
11. Do you favour devices on Corps Flag to be of colours other than gold. (If so, state colour and reason for adoption.)			
12. Do you favour Corps Flags to be size -			
6 ft. x 3 ft.			
3 ft. x 2 ft.			
18 in. x 12 in.			
13. In so far as your Corps is concerned -			
(a) On what establishments do you recommend Corps Flags to be flown.			
(b) On what occasions do you recommend Corps Flags to be flown.			



MEMORANDUM

OTTAWA, 24 June 46

Quartermaster-General  
Adjutant General  
Chief of the General Staff

HQ 96-11-21 DOS(Prov)G  
50-8-1 Vol. 6  
59/Dress Reg/Pol.Flag/11

(2)

CORPS FLAGS

M.G.O.

As is

Object:

- (1) To seek authority for the adoption of a Royal Canadian Army Medical Corps flag (design attached.) To be flown at medical installations other than treatment units.
- (2) To recommend and seek authority for the adoption of a Corps flag for each Corps within the Canadian Army.

Major-General  
Q.M.G.

(3)

Information:

- (1) Royal Canadian Army Medical Corps have submitted a Corps flag for adoption, vice: Adjutant General - Director General of Medical Services.
- (2) Royal Canadian Electrical Mechanical Engineers were authorized to fly a Corps flag overseas Vide CAORO No. 3860 dated 24 Sept 1943.
- (3) No Corps flags are at present in use or authorized in Canada.

M.G.O.

ADOS (G)

1. I have discussed this with DMGO (B).

2. He feels that before we do anything about any of these flags, we should get the views of all Directors of the Arms and Services and other officers concerned.

3. action: - P. is preparing a questionnaire with the issue of Corps flags is approved the following regulations to apply:

Major-General and Services and other officers concerned.

4. a questionnaire with the issue of Corps flags is approved the following regulations to apply:

M.G.O. a questionnaire with the issue of Corps flags is approved the following regulations to apply:

5. a questionnaire with the issue of Corps flags is approved the following regulations to apply:

6. a questionnaire with the issue of Corps flags is approved the following regulations to apply:

7. a questionnaire with the issue of Corps flags is approved the following regulations to apply:

8. a questionnaire with the issue of Corps flags is approved the following regulations to apply:

9. a questionnaire with the issue of Corps flags is approved the following regulations to apply:

10. a questionnaire with the issue of Corps flags is approved the following regulations to apply:

11. a questionnaire with the issue of Corps flags is approved the following regulations to apply:

12. a questionnaire with the issue of Corps flags is approved the following regulations to apply:

13. a questionnaire with the issue of Corps flags is approved the following regulations to apply:

14. a questionnaire with the issue of Corps flags is approved the following regulations to apply:

15. a questionnaire with the issue of Corps flags is approved the following regulations to apply:

Factors: It is considered that Corps flags may be determined by the following:

- |                 |                   |
|-----------------|-------------------|
| R.C.A.C.        | R.C.O.C.          |
| R.C.A.          | R.C.E.M.E.(yes)   |
| R.C.E.          | R.C.A.P.C.        |
| R.C.C.S.        | Cdn Dental Corps  |
| C.I.C.          | Cdn Postal Corps  |
| R.C.A.S.C.      | Cdn Provost Corps |
| R.C.A.M.C.(yes) | Royal Military Co |

(2) If the issue of Corps flags is approved the following regulations to apply:

- (a) Design to be submitted to NDHQ for approval.
- (b) Colour of the flag to be of the Corp colour. eg:

R.C.A.C.	yellow	RCOC	Scarlet
RCA	Scarlet	RCEMC	Scarlet
RCE	Scarlet		
RCCS	Scarlet		
CIC	Scarlet		
RCASC	White		
RCAMC	Dull Cherry		

- (c) The design of badge (and authorize scroll where applicable) to be in and centralized on the flag.

- (d) Authorized design of Corps Cap the only devise to be used on and be one foot in height and proportionate thereto.

- (e) The size of the flag for all corp uniform in size (3' x 2') and m

- (f) Flags to be flown as directed by respective Directors of Corps prior Adjutant General approval

As is

Lieut.-General  
C.G.S.

JUN 27 1946

(c) The design of badge (and authorize scroll where applicable) to be in and centralized on the flag.

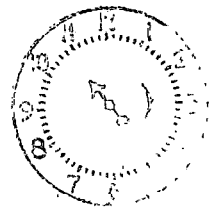
- (3) To be issued by Ordnance at Public Expense.
- (4) Total estimated cost including all Corps \$2,200.00
- (5) Sufficient funds are available in the estimates for the fiscal year 1946-47 to meet the expenditure.

Recommendations:

- (1) That the flag for RCAMC be adopted (containing above provisos)
- (2) That Corps flags as suggested be adopted for use within the Canadian Post-War Army.

(J.H. MacQueen) Major General  
Master General of the Ordnance.

AUG 0 1945



DAG (A)

DAG (Coord)

(1)

Before I finally say "No"  
what do you think? I  
can see no special virtue  
in this, for the balance  
of the present unpleasantness  
It is an identification  
or "beacon" only, useful  
in foreign theatres of ops,  
but not necessary here  
for whops, sup depots, dental  
clinics, pro stations, etc, etc.

(2) Do you concur, please

DAG (B) through DAG (Coord)

Concur, not necessary here.

7 Aug 45

W. G. H. Roaf  
for DAG (A).

W. G. H. Roaf (3)

(W. G. H. Roaf) Brigadier

Concur  
J. J. LAURIER  
BRIGADIER  
in Charge NDHQ

5 AUG 1945

AUG 7 1945 000797

# Memorandum

To:

DAG(B)

Department of National Defence

H.Q. 50-8-1 Vol 6 Adm

OTTAWA, Ont 29 Jul 45

## RCEME FLAG

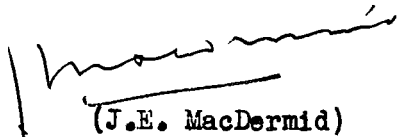
Ref is made to folio 20 and attachments  
at folio 19 and 18.

2. It is understood that RCEME Work Shops  
in the field have been given permission to fly the special  
flag described.

3. Whether there is the same necessity in  
Cda is not wholly clear. If this permission is given it  
will no doubt lead to numerous similar requests from other  
Units, Formations and Corps. Requests which would no doubt  
be supported by influential persons and which would be very  
difficult to refuse.

4. On the other hand the flying of such a  
flag would no doubt stimulate the morale of the Unit concerned.

5. Draft reply to DME is att to the cover  
of this file and is recommended.

  
(J.E. MacDermid)  
Col  
D Adm

JEM:3518:lt



In reply quote No. HQ 50-8-1 (DME)

DME/AD. 5-1-30

DEPARTMENT OF NATIONAL DEFENCE  
ARMY

INTER-OFFICE CORRESPONDENCE

OTTAWA, 18 Jul 1945

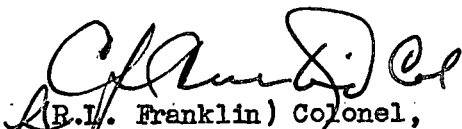
To:-

D. Adm.

RCEME Flag

1. The use of a RCEME Flag proved most popular Overseas in both Base and Field Units. This practice was authorized and the provision action notified in CAORO No. 3860 dated 24 Sep 43.
2. It is recommended that authority be granted for the use and issue of RCEME Flags to RCEME Units in Canada.
3. If approved, a draft of the Routine Order to be issued is enclosed. A sketch of the RCEME Flag which was authorized for use Overseas is also attached.

DWM/PD

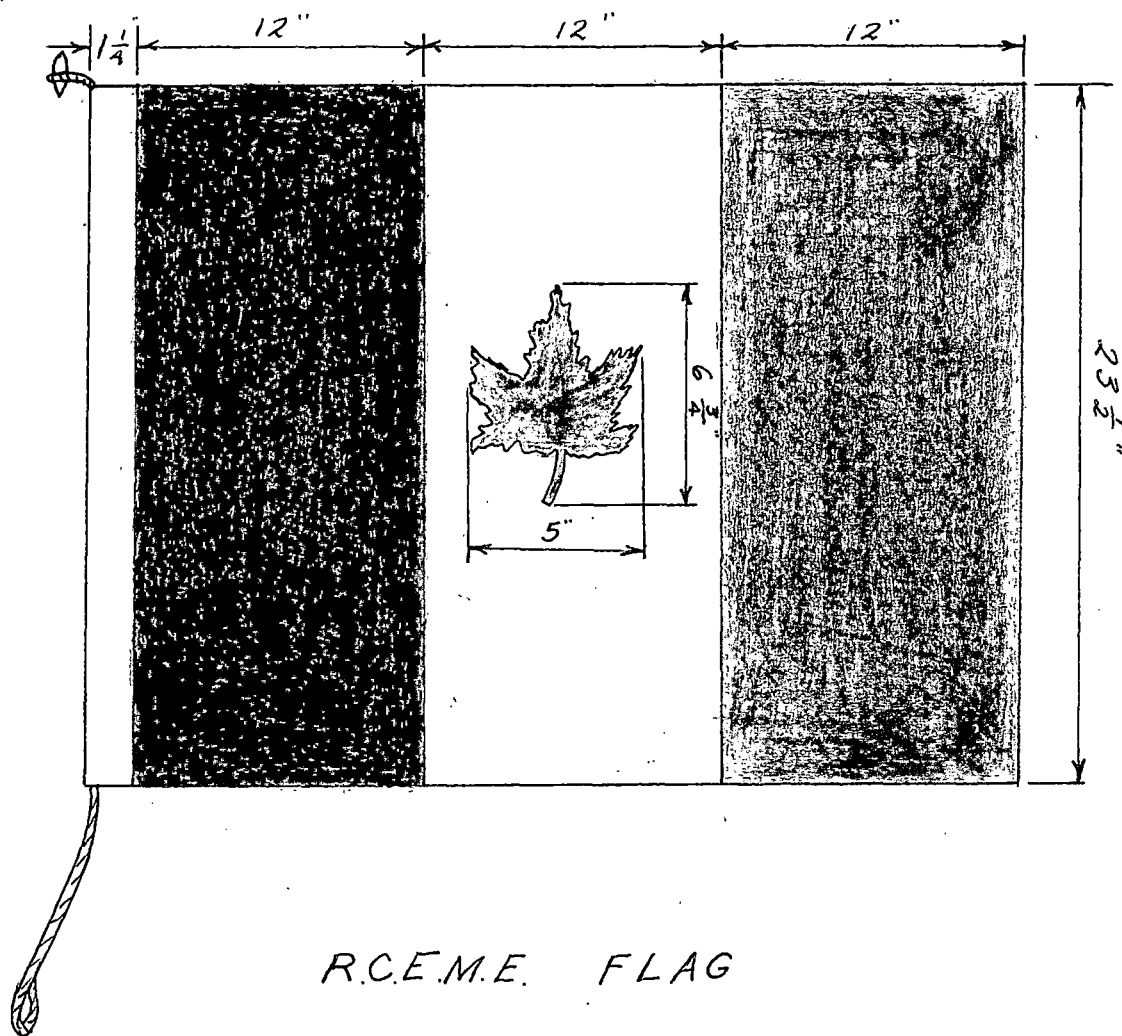
  
(R.L. Franklin) Colonel,  
Director of Mechanical Engineering.

DRAFT ROUTINE ORDER

Flags, Distinguishing  
RCEME Workshops

1. Approval is granted for the issue of "Flags, distinguishing, RCEME" for RCEME Workshops, except LAD's.
2. Two of the appropriate Flags will be issued to each Workshop; one for use and one to be held as spare.
3. Indents will be submitted through the usual channels.

OTTAWA, Ont.  
18 Jul 45.



R.C.E.M.E. FLAG



DEPARTMENT OF NATIONAL  
ARMY ORDNANCE

A-22 CAMC againin  
Camp Borden, Ontario,  
2 May 46.

S.M.O.,  
Borden Command,  
Camp Borden, Ontario.

FLAG - RCAMC

Enclosed herewith four designs for a  
RCAMC flag.

2. As there is no authorized RCAMC flag, this  
Centre is flying a Unit made flag until such time as one  
is authorized.

3. The only flag issued by Ordnance is the  
Union Jack, and this cannot be flown by a Unit within  
Camp Borden.

4. May one of the designs enclosed be chosen  
for the RCAMC flag and authority granted or obtained from  
Ordnance to issue said flag.

5. For forwarding to D.G.M.S.

*A. J. Coates*

(K.J. COATES) Lt.-Col., RCAMC  
Commandant, A-22 CAMC TC.

/WR  
Encl.

As is

As is

3/7/46

CENTRAL REGISTER
SEP
57-25-1
JUL 5 1946
File
Referred to

Wol Brov.

May the attached


papers be placed in

a "Camp" file

"Camp" and returned

to the address (SS) 000803







000806



As is

As is

000807

2680-1087


# CANADIAN ARMY CORPS & FORMATIONS

[illegible]

000808

SCHEDULE  
AUTHORITY  
YEAR(S)



 **CLOSED**  
**VOLUME**



**VOLUME**  
**COMPLET**

DATED FROM  
À COMPTER DU

TO  
JUSQU' AU

**AFFIX TO TOP OF FILE — À METTRE SUR LE DOSSIER**

**DO NOT ADD ANY MORE PAPERS — NE PAS AJOUTER DE DOCUMENTS**

**FOR SUBSEQUENT CORRESPONDENCE SEE — POUR CORRESPONDANCE ULTÉRIEURE VOIR**

FILE NO. — DOSSIER N°

**1145-0001/1**

VOLUME

**2**

To: LT ADM

1. Revised is made to memo at folios 1 & 2.
2. Your comments concerning authority for the flying of Corps flags will be appreciated

To:

**ANSWER**

[illegible]

TO: - CENTRAL REGISTRY

HQ.....

Place on Main File - or False Docket - and (indicate in the square concerned): -

☐ B.F. on .....

☐ PASS to .....

☒ RETURN to D.O.S.

DATE .. 26 / 8 / 48 .....

for CL Watson, Capt  
D.O.S.

Referred to <u>D.O.S.</u>
AUG 26 1948
File No. <u>103-1-8</u>
Chg'd to.....

000811

QUOTE No. 26 COD 11-0-22 FD 48



DEPARTMENT OF NATIONAL DEFENCE  
ARMY

OTTAWA, CANADA,  
20 Aug 48.

22-405  
13


DOS,  
AHQ,  
"C" Building,  
Cartier Square,  
OTTAWA - Ontario.

Attention ADOS(GS)

Referred to.....
AUG 26 1948
File No. 1123-1-8
Chg'd to.....


Flags Ordnance Ensign

1. Attached herewith is a copy of a letter submitted by the Area Ordnance Officer, Western Ontario Area, concerning the supply of Flags Ordnance Ensign similar to that flown at this Depot.
2. No provision of these Flags has been made since prior to 1939.
3. It is understood that these Flags Ordnance Ensign are only authorized to be flown by Units in the field as also are all other types of Corps Flags.
4. In view of the foregoing, your comments concerning the contents of the Area Ordnance Officer's letter would be appreciated.

  
(H.A. Campbell), Colonel,  
Commandant,  
No. 26 Central Ordnance Depot.

Att

EM 5335



C O P Y

NO. 6 AREA ORDNANCE DEPOT RCOC

OL 9-0/4-G-0

London, Ontario,

13 Aug 48.

Commandant,  
No 26 Central Ordnance Depot,  
OTTAWA - Canada.

Flags Ordnance Ensign

1. This depot is endeavouring to obtain a flag bearing an Ordnance Crest of the type flown at 26 Central Ordnance Depot.
2. K.38150 Flags Ordnance Ensign 6' x 3' - a black and white triangular pennant - received from 17 ROD off your Issue Order K-170 is not suitable and is being returned to that depot.
3. May a flag of the type described in para 1 above be provided, if available, please.

Sgd,

(P.R. Campbell) Captain,  
A.O.O., Western Ont Area.

Tel. Met. 4325  
Local - 2

000814

MEMO FROM ~~M~~ QMG

To

A.G.

- 1) Concur other than the para in Appendix "A" detailing the plan for the RCOC. It is requested that the detail be deleted and that the words: - "To be promulgated at a later date" be substituted. I have spoken to POS who concurs.
- 2) As the senior serving ex-RCOC officer I cannot bring myself to be a party to the authorizing of such a horrible design.

*J. W. Bennett*  
For Q.M.G.

JUN 28 1948

000815



AG

1. Herewith *05/5/88* *BRANCH* *CAO* for  
examination and concurrence.

2. If you concur, will you  
please pass file to *Qmg*

Date *21 Jun 48*

*Elldridge*  
for B Oxx

000816

MEMORANDUM

ANSWER

To:

To:

To note preceding folio.

I have spoken AG, showing  
concurrence of MM's in Jan 47,  
reference to Governor-General  
& His Majesty, etc and pointing  
out work has all been done.

AG says to BF about 15 Sep 48

F. J. FLEURY  
COLONEL  
A/DAG

JUL

1948

PRO FORMA "A"

DRAFT CAO

1 The draft order hereunder is submitted for approval and promulgation in CAOs.

Originating Officer .....Major F.G. Stebbens.....

Phone .....2117.....

Recommended:

.....(H.M. Cathcart)  
(Signature)

Colonel  
.....D. Adm...  
(Director)

Concur:

.....(E.G. Weeks)  
(Signature)

Major-General  
.....Adjutant-General.....  
(Head of Branch)

Date .....

2 There are no objections as to the form and legal contents of this order.

DEPARTMENT OF NATIONAL DEFENCE  
- ARMY -

From: The Chief of the General Staff

To: A.G.

# Let us stop these useless nonsense  
and get on with the real essentials of our job.  
The Canadian Flag is good enough for the  
Canadian Army H.Q. Let everybody do  
the same

CHARLES FOULKES  
LIEUT. - GENERAL  
C. G. S.

JUL 3 1948

Chief of the General Staff

into use.

3. A corps having a Colonel-in-Chief is required to obtain the concurrence of the latter in any design proposed for adoption, prior to submitting to Army Headquarters for approval. In the case of corps listed in Appendix A, the necessary concurrence of the Colonels-in-Chief has already been obtained.

4. Corps flags will not be provided, during peacetime, at public expense.

...../2

000818

PRO FORMA "A"

DRAFT CAO

1 The draft order hereunder is submitted for approval and promulgation in CAOs.

Originating Officer .....Major E.G. Stebbens.....

Phone .....2117.....

Recommended:

.....(H.M. Cathcart)  
(Signature)

Colonel  
.....D. Adm...  
(Director)

Concur:

.....(E.G. Weeks)  
(Signature)

Major-General  
.....Adjutant-General.....  
(Head of Branch)

Date .....

2 There are no objections as to the form and legal contents of this order.

Date JUN 23 1948 .....

W.M. Shaw  
per (JAG)

3 The purpose of this order is to authorize the adoption of corps flags.

4 AG

See remarks attached.  
P.W. Bennett  
Major-General  
Quartermaster-General

(HEADING) CORPS FLAGS

5 AG

Lieutenant-General  
Chief of the General  
Staff

that person

1. Distinctive flags, as described at Appendix A to this order, are authorized for adoption by the various corps of the Canadian Army. These flags are intended primarily for purposes of identification.

2. The design of a corps flag subsequently proposed for adoption will be submitted to Army Headquarters for approval before taking into use.

3. A corps having a Colonel-in-Chief is required to obtain the concurrence of the latter in any design proposed for adoption, prior to submitting to Army Headquarters for approval. In the case of corps listed in Appendix A, the necessary concurrence of the Colonels-in-Chief has already been obtained.

4. Corps flags will not be provided, during peacetime, at public expense.

...../2

000819

5. Devices and mottoes which require Royal Assent will NOT be incorporated in designs, in ~~the~~ future.

6. The normal size of corps flags will be 3' x 2' but a larger flag, not exceeding 6' x 3', may be flown when flagstaff of suitable height is available.

7. Appropriate corps flags, duly authorized, may be flown by units of the Canadian Army as follows:

(a) ACTIVE FORCE

<u>Flown By</u>	<u>Occasions When Flown</u>
All Units	Daily from sunrise to sunset

(b) RESERVE FORCE

<u>Flown By</u>	<u>Occasions When Flown</u>
All Units	(i) Daily from sunrise to sunset during annual training in Camp.
	(ii) Other occasions, on the authority of the officer commanding a Command, when considered necessary for purposes of identification.

8. When a corps flag is flown alongside the Union Jack or the Canadian Red Ensign, in front of a Headquarters or building, it will fly on the left of ~~these~~ flags, as viewed from the Headquarters or building. ~~with~~

193

Appendix A

DIMENSIONS

DESCRIPTION OF FLAG

RCAC

To be promulgated at a later date ✓

RCA

6' x 3'

*drawing*

Bisected horizontally, half scarlet and half blue with scarlet uppermost. The RCA gun and motto in gold, 18" high, in the centre of the flag.

RCE

To be promulgated at a later date. ✓

RC Sigs

3' x 2'

*amended to "light Blue", vide July 4 of TD 1 which has been placed on Vol. 2*

Three horizontal divisions; the upper division ~~French gray~~, 9 5/8" wide, the centre division dark blue, 4 3/4" wide, the lower division emerald green, 9 5/8" wide. The design of the corps cap badge in gold and silver in the centre of the flag.

RCASC

3' x 2'

*drawing*

Trisected vertically. The left division gold, the centre division blue and the right division white. The design of the corps cap badge in gold, 12" high, in the centre of the middle division.

RCAMC

3' x 2'

*drawing*

Bisected diagonally from upper left (flagstaff) corner to lower right corner; the upper triangle dull cherry and the lower triangle blue. The design of the corps cap badge with motto, in gold, 12" high, in the centre of the flag; blue lettering.

RCOC

6' x 3'

*drawing*

*2X*

On a blue field, the Union flag in the upper left hand corner. In the fly, a green Maple Leaf, 18" high; on the Maple Leaf the design of the corps cap badge in gold, 9 3/4" high, superimposed on a red patch of similar dimensions. ✓

RCEME

3' x 2'

*drawing*

Trisected horizontally; the upper division blue, the centre division yellow, the lower division red. ✓

RCAPC

3' x 2'

*drawing*

Bisected diagonally from the upper left (flagstaff) corner to the lower right corner; the upper triangle primrose yellow, the lower triangle blue. In the centre of the flag the design of the corps cap badge in gold, 12" high, superimposed on a blue patch of similar dimensions.

RCDC

3' x 2'

*drawing*

Bisected diagonally from the upper left (flagstaff) corner to the lower right corner; the upper triangle emerald green, the lower triangle blue; the design of the corps cap badge in gold, 12" high, in the centre of the flag.

...../2

*142*

<u>CORPS</u>	<u>DIMENSIONS</u>	<u>DESCRIPTION OF FLAG</u>
CPC	3' x 2' <i>drawing</i>	Blue; in the centre of the flag, a scarlet diamond shaped patch, 16" high and 12" wide, with the letters "CPC" in silver 5" high thereon.
C Pro C	3' x 2' <i>drawing</i>	White; three parallel bars, 2 $\frac{1}{4}$ " wide, running diagonally from the upper left (flagstaff) corner to the lower right corner; the upper bar scarlet, the centre bar gold and the lower bar blue. In the fly, the design of the corps cap badge in gold, 12" high, superimposed on a scarlet patch extending 1" beyond the edges of the design.
C Int C	<i>Drawing</i> 3' x 2'	Rifle green; in the centre of the flag, the design of the corps cap badge in silver, 12" high.

# CANADIAN ARMY LIAISON ESTABLISHMENT

11 HILL STREET

LONDON, W.1

TELEPHONE: REGENT 5701

7 April 1948.

Army Headquarters,  
Department of National Defence,  
Ottawa,  
Canada. (Attn: D.Adm)

## Corps Flags

1. With reference to the marginally-noted subject and your letter HQ 50-25-1 (Adm A2) dated 21 February 1948.
2. We have now been advised by the office of the High Commissioner that the proposed flags have been approved by the respective Colonels-in-Chief, HRH The Princess Royal and HRH The Duke of Gloucester.
3. The coloured drawings are returned herewith in accordance with your request.

*H. D. Graham*  
(H.D. Graham) Brigadier  
Senior Canadian Army Liaison Officer, London.

APR 28 48 AM

10M-6-47 (152)  
H.Q. 1-328-10

RECEIVED  
A. G. REGISTRY

1000823



GOVERNMENT HOUSE,  
OTTAWA.

Office of the Secretary  
to the Governor-General

March 13, 1948.

Dear General Weeks, *1/*

Upon receipt of your letter of the 21st February, your reference HQ 50-25-1 (Adm A2), I immediately communicated with the Private Secretary to The King with the request that the design of a flag proposed to be adopted by the Royal Canadian Artillery be submitted to His Majesty The King for approval. This request was supported by the relevant information set forth in your letter of the 21st.

I have now received word from Buckingham Palace indicating that His Majesty The King has approved the design.

Yours sincerely,



(H.F.G. Letson)  
Major General  
Secretary to the Governor-General.

Major General E.G. Weeks, C.B., C.B.E., M.C., M.M.,

Adjutant General,

Department of National Defence,

Ottawa.

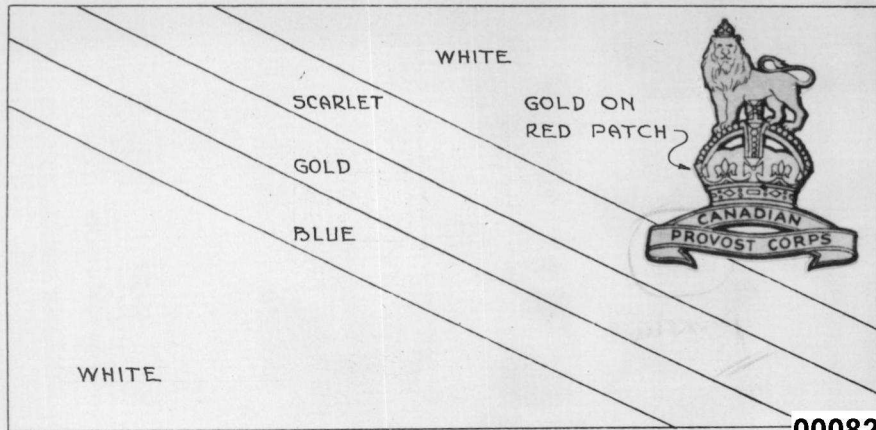
P.J. FLEURY  
COLONEL  
A/DAG

MAR 16 1948

*3*  
DAG  
D Adm

*For further action*  
*E. G. Weeks*  
E. G. WEEKS  
Major-General  
Adjutant-General

MAR 16 1948  
000824



000825

C: Proc

~~3' x 6'~~

3 x 2

000826

*Light Blue*

FRENCH GREY

DARK BLUE



GOLD AND SILVER

*Concordia*  
*Dark* GREEN

000827

R.C.C.S.  
Col-in. chof  
XRH that Princess Royal

2' x 3'

000828

BLUE

YELLOW

RED

000829

2 X 3

RC EMÉ

000830

GOLD

BLUE

WHITE



000831



RCMP SC  
— glenn  
Cal-in-Chief. ~~glenn~~ - pending  
2x3

000832

RIFLE GREEN



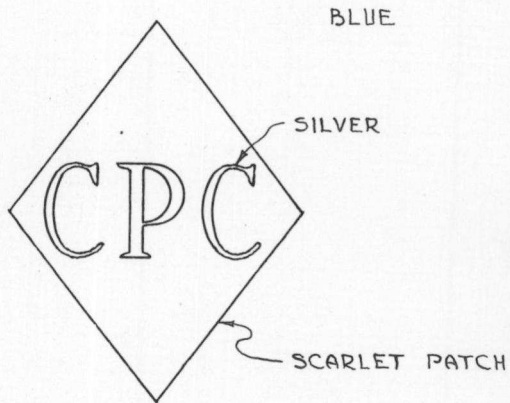
SILVER

000833

C. G. J. e

2 x 3

000834



000835

CDN postal Carpo

2 X 3

000836

DULL CHERRY



CAP BADGE


BLUE

000837

RCAMC

2 x 3

000838



SCARLET

GOLD

BLUE

000839




RCA  
Cal. in. chief  
She King

3 x 6

000840

PRIMROSE YELLOW



GOLD

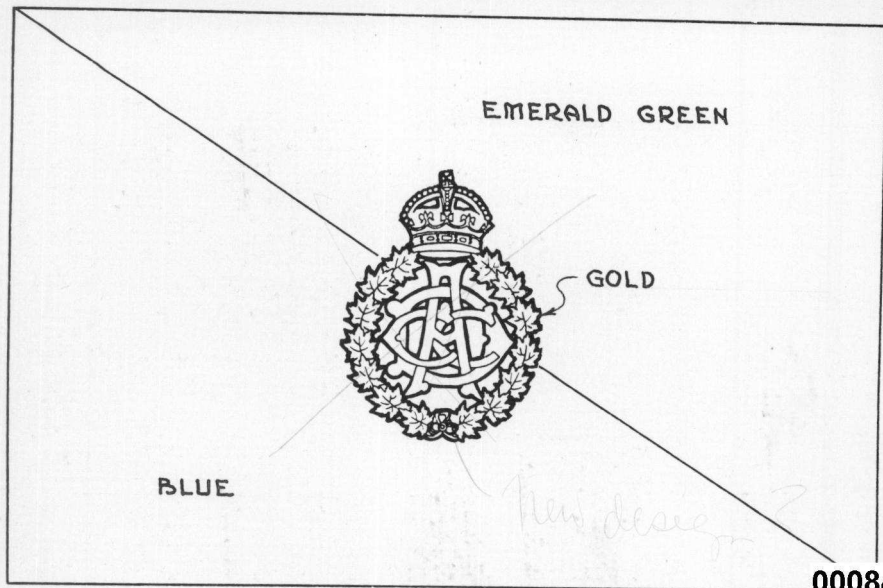
BLUE

000841

RCMP C

2 x 3


000842



000843

gclt

000844



*[Handwritten signature]*  
ASSISTANT SECRETARY TO THE GOVERNOR GENERAL

Major General E.G. Weeks, C.B., C.B.E., M.C., M.M.,  
Adjutant General,  
Department of National Defence,  
OTTAWA.



In reply quote No. HQ 50-25-1 (Adm A2)

DEPARTMENT OF NATIONAL DEFENCE  
ARMY  
INTER-OFFICE CORRESPONDENCE

163-1-7

21 Feb 48

AG (Through A/DAG & VAG)

Corps Flags

At folio 117 you advised the future policy in respect to the adoption of corps flags in the Canadian Army. Unfortunately, there has been considerable delay in getting the designs in from certain of the corps and they are still awaited from RCAC, RCE and RCDC.


2. In order that the other corps may proceed with procurement, it is proposed to publish a CAO authorizing the flags for which the designs are available and publish the remainder as amendments in due course.

3. From folios 158 and 175 it will be noted that the approval of His Majesty The King is required for the adoption of the RCA flag and that approval of HRH the Princess Royal and HRH the Duke of Gloucester are required for the adoption of the flags of RC Sigs and RCASC respectively.

4. At left of file is a letter addressed to the Secretary to the Governor-General requesting that approval of His Majesty be sought for the RCA flag.

5. Also at left of file is a letter to CALE requesting that approval of the Colonels-in-Chief of RC Sigs and RCASC be sought, through the High Commissioner's Office, which channel is felt to be the most expeditious.

6. Letters at left of file are recommended for your signature if you concur.

  
(H.M. Cathcart)  
Colonel  
D Adm

EGS:2117:AMc

TO: -

CENTRAL REGISTRY

HQ.

~~50-25-1~~

Use place on Main File - or False Docket - and (indicate in the square concerned): -

☐

P.A.

☐

B.F. on .....

☒

PASS to *D. ADMIN* .....

☐

RETURN to D.O.S.

DATE

*3 June 47* .....

for

*D. Admin 2/6/47*  
*G. Tupper Sgt. W. G. G. G.*  
D.O.S.

000847





In reply quote No. DME/AD 25-0-0

DEPARTMENT OF NATIONAL DEFENCE  
ARMY  
INTER-OFFICE CORRESPONDENCE

*H.Q. 50-25-1*  
*104/Dress Reg / Flap /*

*D. 30 5/4*

*I*

*17-2-1*

DOS

Ottawa, 31 May 47.

Attention: ADOS(GS)

Flags RCME Workshops Distinguishing

Reference HQ 50-25-1 (DME) dated  
14 Feb 47 and DME/AD 25-0-0 same  
date.

1. Herewith sketch of Flag required for RCME Workshops.
2. May this Directorate be advised when these flags will be available for issue to RCME Workshops.

*J.W. Bishop*  
(J.W. Bishop) Colonel,  
Director of Mechanical Engineering.


FLD/5217/omp

*D. Admin*


*Passed as per telephone conversation*  
*Major Stebbins - Hunt-Light*

*[Signature]*  
*6/3/47 for DOS*





170  
000849





In reply quote No. .... HQ 50-25-1 (Adm A2)

DEPARTMENT OF NATIONAL DEFENCE  
ARMY  
INTER-OFFICE CORRESPONDENCE

12 May 47.

D Armd


RCAC Corps Flag

I

Reference telephone conversation, Larocque-Stebbens, of even date on the subject of a Corps flag for RCAC.

2. At folio 44 of this file is a design for a RCAC Corps flag proposed by D Armd.

3. As it is understood that there may possibly be a change in this design, this file is passed to you with the request that any change be notified to this Directorate.



RECEIVED  
EGS:2117:HM  
A.G. REGISTRY

*H M Cathcart*  
(H M Cathcart) Major  
Colonel  
D Adm

DA dm

1. A request has been submitted to War Office through Military Adviser to High Commissioner UK, for info regarding RAC colors and flags.
2. Request this be held in abeyance for 6 weeks please

5 Jan 47

*Receipting*  
*for D Armd*



In reply quote No. HQ 50-25-1 (Adm A2)

DEPARTMENT OF NATIONAL DEFENCE  
ARMY  
INTER-OFFICE CORRESPONDENCE

29-267

7 Jun 47.

DOS

CORPS FLAGS

At folio 117 is the decision of the Military Members respecting the adoption of Corps flags. It is noted that the design of such flags must be approved by your Branch.

2. The sketches at folio 113, with the exception of RCAC and RCOG, are as originally submitted by the various Corps.

3. The revised RCOG flag is at folio 152.

4. The design of the RCAC flag, at folio 113, is apparently being reconsidered, as indicated by D Armd at folio 155.

5. In order that the flying of Corps flag shall not be unduly delayed, pending the new design for RCAC, it is proposed to publish a CAO authorizing the flags as quickly as possible, adding RCAC when finally approved.

6. It is suggested that a set of sketches, with appropriate descriptions, be submitted to the QMG for approval of the designs. When approved the sketches and descriptions will be included in the draft CAO, together with the rules pertaining to the flying of such flags, for consideration by the AG.

*Handwritten signature*  
(H M Cathcart)  
Colonel  
D Adm

EGS:2117:HTM

*Handwritten notes:*  
7/10/47 (rs)  
The author  
re para 6.  
JCH 11/6/47

ROYAL CANADIAN ORDNANCE CORPS

- 2 -

Questionnaire - Corps Flags

Questions	Yes	No	Remarks
1. Do you favour the adoption of a Corps Flag for your Corps.	Yes		
2. What colour do you favour as the basic colour (a) Blue (b) Corps Colour (c) Corps Combination of Colours	Yes		Red and Blue
3. Do you favour the design of the Cap Badge to be the only device shown on the flag.			See
4. Do you favour the device to be in gold (yellow) colour.			design
5. If you favour blue as the basic colour do you favour the device over a Corps colour patch on the flag.			attached.
6. What size do you favour the flag to be. 6 x 3 3 x 2 18" x 12"	Yes		
7. At what establishments and on what occasions do you recommend the flag be flown within your Corps.			On all RCOC Units and Establishments during the hours of operation.
8. What will be your initial requirements.			Two per Active & Reserve Force RCOC Unit- TOTAL Active Force Units- 23 Reserve Force Units-22
9. Please state any other recommendations.			Total flag 2 x 45 = 90
<u>FURTHER RECOMMENDATION:</u> That a Corps pennant be developed in Corps colours as per design attached, to be used as follows, if authorized:- (a) 8" x 5" - For use on Military Car by Head of Corps on appropriate occasions (b) 20" x 12" - (a) Parade markers, (b) Sports Field Markers (c) To designate field unit locations where flag not suitable (d) Mess decorations. (c) To designate location of RCOC field units in war and in field exercises in peace. (Calculate no. of pennant now required)			

APR 10 1947

(J. S. Denney), Col.  
DMGO (A)

000853



ROYAL CANADIAN ORDNANCE CORPS FLAG

Document disclosed under the Access to Information Act  
Document divulgué en vertu de la Loi sur l'accès à l'information

6'

3'



000854

150



ROYAL CANADIAN ORDNANCE CORPS FLAG




151




ROYAL CANADIAN ORDNANCE CORPS PENNANT

Document disclosed under the Access to Information Act  
Document divulgué en vertu de la Loi sur l'accès à l'information



000856



ВОЛН СМЛАДІВН ОДНАКОС СОВС РІДІВІЛ

000857



In reply quote No. HQ 50-25-1 (Adm A2)

DEPARTMENT OF NATIONAL DEFENCE  
ARMY  
INTER-OFFICE CORRESPONDENCE

21 Mar 47.

DAG

Flying of Corps Flags

As requested verbally by you, ~~the~~ RCE has been included in para 1 of the draft CAO at folio 143.

2. After consultation with Mr. Delaute, of the Secretary of State's Office, respecting the relative position of the Union Jack when flown side by side with another flag, it is recommended that we accept the principle that, viewed from a Headquarters or building, the Union Jack or Red Ensign will be on the right when flown alongside another flag.

3. Para 5 covering this point has been added to the draft CAO.

4. If you now concur, this draft will be sent to the MGO in order that he may proceed with the description and details of designs of the various Corps flags.

*H. M. Cathcart, Col.*

*H. M. Cathcart*  
Colonel  
D ADM

EGS:2117:HTM

*D. Adam*

*Concur*

*A. H. Connelly*  
A. H. CONNELLY  
BRIGADIER  
D.A.G.

MAR 22 1947

46  
000858





In reply quote No. .... HQ 50-25-1 (Adm A2)

DEPARTMENT OF NATIONAL DEFENCE  
ARMY  
INTER-OFFICE CORRESPONDENCE

20 MAR 47.

MEMO FOR FILE

Flying of Corps Flags

Spoke to Mr. Delaute (Secretary of State's Office) regarding the position of the Union Jack when flown side by side with another flag.

2. Mr. Delaute advised that he could not find anything specific on this subject, but pointed out that at the top of the East and West Drives on Parliament Hill are two flag-staffs, from which flags are flown. He stated that, looking from the Parliament Buildings towards Wellington Street, the Union Jack, or the Red Ensign, is flown on the right, i.e., at the top of the West Drive.

3. Mr. Delaute stated that he had been looking up some United States policy on the subject of flags and finds that it stresses that the Stars and Stripes is always flown on the right when two flags are flown side by side.

4. He suggests that the same would apply to the Union Jack.

(E.G. Stebbens)  
Major  
Adm A2.

EGS:2117:HTM

# Memorandum

To:

AG (Through VAG and DAG)

Department of National Defence

H.Q. 50-25-1 (Adm A2)

OTTAWA, 12 Mar 47.

## Flying of Corps Flags

Reference your memo, dated 31 Jan 47, at folio 117.

2. The Heads of the various Corps have submitted their recommendations for the flying of Corps Flags. In general, they recommend that these flags be flown as follows:

(a) Active Force

<u>Unit</u>	<u>When Flown</u>
Corps Schools	Daily
All Units of the Field Force	Daily
Miscellaneous Units	Daily

(b) Reserve Force

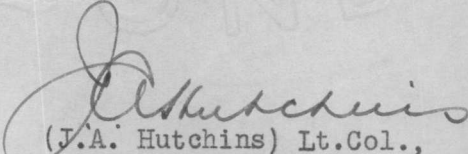
<u>Unit</u>	<u>When Flown</u>
Formation Headquarters	Daily during annual training in Camp.
All Units	Daily during annual training in Camp.

3. The above does not include recommendations from RCE or CIC. The former is of the opinion that Corps Flags are ~~not~~ necessary for RCE (folio 77), and the latter Corps is not prepared at this time to make recommendations respecting the use of and flying of Corps Flags by CIC (folio 122).

4. The general opinion is that these flags should be 3 ft by 2 ft in size, although several Corps have suggested a flag 6 ft by 3 ft for flying on high flag poles.

5. Having in mind that Corps Flags will be provided at Unit or Corps expense, and not at public expense, it is recommended that the regulations covering the flying of such flags permit any Headquarters or Unit of the Active Force to fly the appropriate flag daily from sunrise to sunset, and also permit RF Headquarters and Units to fly the appropriate Corps flag daily from sunrise to sunset when in Camp on annual training.

6. A draft CAO on this subject is attached hereto for your consideration.

  
(J.A. Hutchins) Lt.Col.,  
A/Director of Administration.

EGS:2117:HTM



PRO FORMA "A"

DRAFT CAO

1 The draft order hereunder is submitted for approval and promulgation in CAOs.

Originating Officer.....

Phone.....

Recommended:

Concur:

.....  
(Signature)

.....  
(Signature)

.....  
(Director)

.....  
(Head of Branch)

Date.....

2 There are no objections as to the form and legal contents of this order.

Date.....

.....  
(JAG)

3 The purpose of this order is to authorize the use of Corps Flag.

4 AG

(HEADING) CORPS FLAGS

Major-General  
Master-General of  
the Ordnance.

5 AG

Corps flags, as specified hereunder,  
are authorized for Corps of the Canadian Army:

Corps

Description of Flag

RCAC  
RCA ← RCE  
RCOS  
RCASC  
RCAMC  
RCOC  
RCEME  
RCAPC  
RCADC  
CPC  
C Pro C  
C Int C

(Details of designs  
to be approved and  
inserted by MGO  
Branch)

Major-General  
Quartermaster-General

6 AG

2. The size and design of Corps flags  
subsequently authorized will be approved in  
each case by the MGO.

3. Corps flags will not be provided,  
during time of peace, at public expense.

Lieutenant-General  
Chief of the General  
Staff

-2-

4. Appropriate Corps flags, duly authorized, may be flown by units of the Canadian Army as follows:

(a) ACTIVE FORCE

<u>Flown By</u>	<u>Occasions When Flown</u>
All Units	Daily from sunrise to sunset

(b) RESERVE FORCE

<u>Flown By</u>	<u>Occasions When Flown</u>
All Units	(i) Daily from sunrise to sunset during annual training in Camp.  (ii) Other occasions, on the authority of the GOC or Brigadier commanding a Command, when considered necessary for purposes of identification.

5. When a Corps flag is flown alongside the Union Jack or the Canadian Red Ensign, in front of a Headquarters or building, it will fly on the right of these flags, as viewed from the Headquarters or building.

PRECIS

CORPS FLAGS

Directorate

Remarks and Recommendations

1. DQMG

Recommended that the RCASC flag be flown at the following establishments on the occasions indicated.

The RCASC School	Daily
HQ 23 Inf Bde Gp Coy RCASC	Daily
HQ AHQ Tpt Coy	Daily
HQ RCASC Dist Coys	Daily
HQ No 19 Coy RCASC (NWHS)	Daily
HQ RCASC Reserve Army formations or independent units	During training and at camp.

2. DMI

Recommendation remains as, submitted 25 Jul 46 (vide folio 31). The dimensions and description of the flag decided upon are as follows.

Colour - Rifle Green  
Size - 3' X 2'  
Service - C Int C cap badge in white

3. D Armd

Adoption of a flag for the RC Armd C recommended; flag should be in the corps colour with a device in gold (yellow) colour. The following establishments and formations should be authorized to fly the Corps Flags on the occasions which will be decided by the AG.

RCAC School  
HQ 19 Armoured Brigade  
HQ 20 Armoured Brigade  
HQ 21 Armoured Brigade  
HQ 22 Armoured Brigade

4. D Arty

Recommended that Corps Flags be authorized for all units under Command of a Lt-Col. and for independent units under Command of a Major also recommended that corps flag be authorized to be flown at all times during the hours of daylight.

5. D Sigs

Recommended that the Corps Flag for the RC Sigs be permitted to be flown at all times by all RC Sigs units of the Canadian Army.

Reference folio 113 on HQ 50-25-1, in which recommended Corps flags are sketched, the following corrections are noted for the RC Sigs flag:

- (a) The central dark blue strip should be approximately one-half the width of each of the other two strips; i.e. in a flag 3' x 2' the following width apply.

French Grey	-	9 5/8"
Dark Blue	-	4 3/4 "
Green	-	9 5/8"



5. Sigs

(b) In the Corps crest, which is a reproduction of the RC Sigs cap badge, the figure of Mercury, together with the globe on which he is standing, should be in silver, the remainder of the crest being gold.

Further recommended that Corps flag should be made available in size 6' x 3', in addition to the 3' x 2' size. This would provide a flag suitable to be flown from a tall flagstaff where such exists.

6. D Inf

Informed that it would be necessary to withhold its recommendations on this subject for 6 to 8 weeks.

7. DGMS

Recommended that the Corps flag for the RCAMC (design at folio 129) be permitted to be flown at all times at medical installations other than treatment units.

8. DOS

*M G. &  
note*

Requested that DOS be permitted to defer confirmation of the RCOO Corps flag previously recommended (folio 113) pending the visit to Ottawa of Maj-Gen Richards Controller of Ordnance Services the War Office, on 26 Feb 47.

9. DME

Questionnaire (folio 133) has been finalized and recommendations changed to conform with the present RCME organization. The initial requirement being two flags per unit for Active Army and Reserve Army Units. The design for the flag (folio 134) is the same as that submitted in Jul 46.

10. D Pay

Suggested Corps flag for the RCAPC still recommended. Questionnaire and design submitted to DOS in Jul 46 is at folio 127.

11. DGDS

*M G. &  
note*

Informed that the design of the badge will have to be altered to conform to the present status of the RCDC. Otherwise, the sketch at folio 113 meets with their approval.

12. PM

Recommendations remain as previously submitted (folio 63). Also recommended that flag be flown daily at establishments outlined at folio 62.



H.Q. 50-25-1 (DME)  
DME/AD 25-0-0  
In reply quote No. ....

Document disclosed under the Access to Information Act  
Document divulgué en vertu de la Loi sur l'accès à l'information

DEPARTMENT OF NATIONAL DEFENCE  
ARMY  
INTER-OFFICE CORRESPONDENCE

104/DR/Flag/9

14 Feb 47

DOS

(through D Adm)

Corps Flags

Reference H.Q. 50-25-1 Adm A2 (c)  
dated 4 Feb 47.

1. The attached questionnaire has now been finalized and recommendations changed to conform with the present RCEME organization. The initial requirement being two flags per unit for Active Army and Reserve Army Units.

2. The attached design for the flag is the same as that submitted in Jul 46.

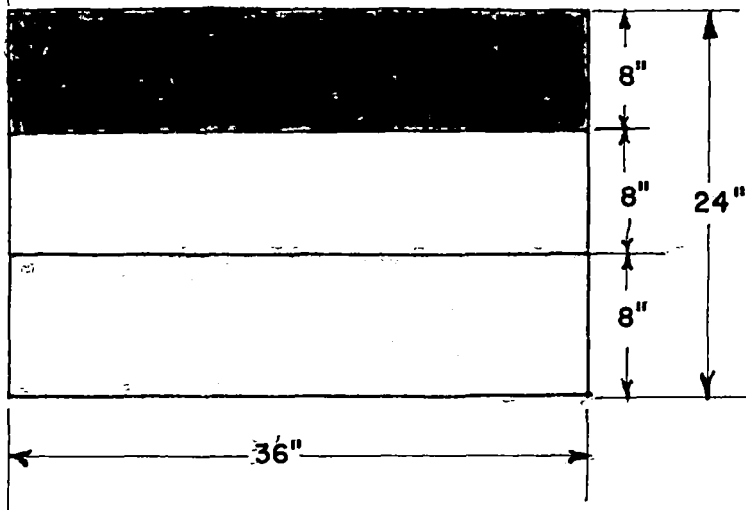
*C.R. Boehm*  
(C.R. Boehm) Colonel,  
Director of Mechanical Engineering.

FLD/5217  
EW

D. Adm  
*Passed pl*

18/2/47 *Ja Coum's Capt*  
*R. Was*





# Questionnaire - Corps Flags

R. C. E. M. E.

Questions	Yes	No	Remarks
1. Do you favour the adoption of a Corps Flag for your Corps.	Yes		
2. What colour do you favour as the basic colour			
(a) Blue			
(b) Corps Colour			
(c) Corps Combination of colours	Yes		Blue - Yellow - Red
3. Do you favour the design of the Cap Badge to be the only device shown on the flag.	-	-	No device
4. Do you favour the device to be in gold (yellow) colour.	-	-	
5. If you favour blue as the basic colour do you favour the device over a Corps colour patch on the flag.	-	-	
6. What size do you favour the flag to be		No	
6 x 3	-		
3 x 2 ...	Yes	-	3 x 2
18" x 12"	-	No	
7. At what establishments and on what occasions do you recommend the flag to be flown within your Corps.			All RCEME Units and Establishments, incl. IADs.
8. What will be your initial requirements			Two per unit.
9. Please state any other recommendations.			Active Army Units- 86 Reserve Army Units- 354 Total Requirements- 440

It is recommended that the flag be flown on all occasions in which the use of the flag would be an aid in locating and identifying RCEME units, and on all ceremonial occasions.

000867

M-E-M-O-R-A-N-D-U-M

Dept. of National Defence

D ADMIN

File H.Q. 50-25-1  
31/Plans/Gen/1  
Ottawa, 14 Feb 47

Corps Flag-R.C.O.C.

Reference HQ 50-25-1 Adm A2(c) dated 4 Feb 47.

1. It is requested that this Directorate be permitted to defer confirmation of the RCOG Corps Flag previously recommended (folio 113), pending the visit to Ottawa of Maj-Gen Richards, Controller of Ordnance Services, The War Office, on 26 Feb 47.

2. Gen Richards has details of the new RAOG Flag recently approved by the King and it is desired to compare it with our proposal.

*A. T. Smith*  
(A. T. Smith) Colonel  
Director of Ordnance Services.

JRA/6177

000868



In reply quote No. HQ.50-25-1 (DQMG)  
DEPARTMENT OF NATIONAL DEFENCE  
ARMY  
INTER-OFFICE CORRESPONDENCE


OTTAWA, 13 Feb 47

D Adm

Corps Flags

1. Reference HQ.50-25-1 Adm A2(c) dated 4 Feb 47.
2. It is recommend that the RCASC Flag be flown at the establishments and on the occasions as below:

The RCASC School	Daily
HQ 23 Inf Bde Gp Coy, RCASC	Daily
HQ, AHQ Tpt Coy	Daily
HQ RCASC Dist Coys	Daily
HQ No. 19 Coy RCASC (NWHS)	Daily
HQ RCASC Reserve Army	
formations or independent units	During training and at camp.

  
(G.E.R. Smith)  
Brigadier,  
D.Q.M.G.

RHR/7767

MEMORANDUM

D. ADMIN.

Department of National Defence  
(Army)

H.Q. 50-25-1 (Meds 10a)

OTTAWA, 6 Feb

1947

CORPS FLAGS - R.C.A.M.C.


Reference your H.Q. 50-25-1 Adm. A2(C) dated  
4 Feb 47.

2. It is recommended by this Directorate that the  
Corps Flag for the R.C.A.M.C. (design as attached) be  
permitted to be flown at all times at medical install-  
ations other than treatment units.

*Chaired to Col*  
for (C. S. Thompson),  
Brigadier,  
Director General Medical Services.

RAB:ORJ  
2625

R.C.A.M.C.



DEVICE

CORPS CAP BADGE  
AND SCROLL WITH  
MOTTO IN GOLD: BLUE  
LETTERING.

To be flown at medical installations  
other than treatment units.





In reply quote No. PMG 5-4 (Pay 3)

DEPARTMENT OF NATIONAL DEFENCE  
ARMY  
INTER-OFFICE CORRESPONDENCE

11 Feb 47

D. of Admn.

Corps Flags

1. Reference HQ 50-25-1 Adm A2(c),d/4  
Feb 47.
2. Attached herewith please find questionnaire  
and design recommended for RCAPC Corps Flag submitted  
to DOS 12 Jul 46.
3. This suggested Corps Flag for RCAPC is still  
recommended.

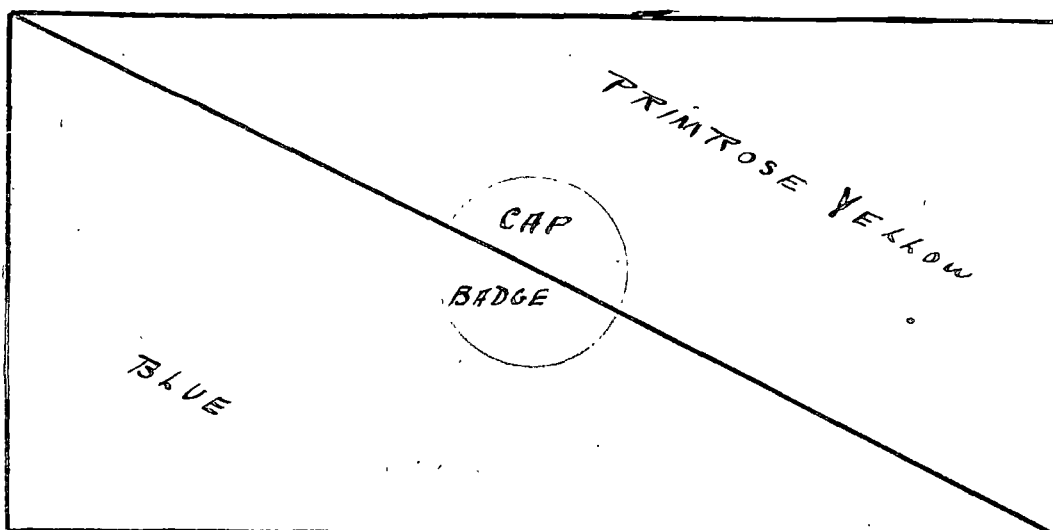
(H.T. Goodeve) Colonel,  
DIRECTOR OF PAY SERVICES.

PCM/4661

C O P Y

QUESTIONNAIRE - CORPS FLAGS

Questions	Yes	No	
1. Do you favour the adoption of a Corps Flag for your Corps.	YES	N/A	
2. What colour do you favour as the basic colour			
(a) Blue	NO	N/A	
(b) Corps Colour	NO	N/A	
(c) Corps Combination of Colours	YES	N/A	
3. Do you favour the design of the Cap Badge to be the only devise shown on the flag.	YES	N/A	
4. Do you favour the device to be in gold (Yellow) colour.	YES	N/A	
5. If you favour blue as the basic colour do you favour the device over a Corps Colour patch on the flag.	N/A	N/A	
6. What size do you favour the flag to be.			
6 x 3			
3 x 2	3x2		
18 x 12			
7. At what establishments and on what occasions do you recommend the flag be flown within your Corps.	-	-	RCAPC Formations down to and including a Field Cash Office or District Paymaster. When on Training or Operational Roll.
8. What will be your initial requirements.	-	-	12
9. Please state any other recommendations.	NIL	NIL	



M E M O R A N D U M

Department of National Defence

HQ 50-25-1 (Sigs 1)

OTTAWA,

10 Feb 47

TO: D Admin

Corps Flags

Reference HQ 50-25-1 Adm A2(c) dated 4 Feb 47,  
para 2.

1. It is recommended that the Corps Flag for the Royal Canadian Corps of Signals (RC Sigs) be permitted to be flown at all times by all RC Sigs units of the Canadian Army.

2. Reference folio 113 on HQ 50-25-1, in which recommended Corps flags are sketched, the following corrections are noted for the RC Sigs flag:

- (a) The central dark blue strip should be approximately one-half the width of each of the other two strips; i.e. in a flag 3' x 2' the following widths apply.

French Grey - 9 5/8"

Dark Blue - 4 3/4 "

Green - 9 5/8"

- (b) In the Corps crest, which is a reproduction of the RC Sigs cap badge, the figure of Mercury, together with the globe on which he is standing, should be in silver, the remainder of the crest being gold.

3. It is further recommended that Corps flags should be made available in size 6' x 3', in addition to the 3' x 2' size. This would provide a flag suitable to be flown from a tall flagstaff where such exists.

*WMO/6181* capt  
f Col,  
D Sigs.

WMO/6181



HQ 11-1-11 (MI-4)

In reply quote No.....

DEPARTMENT OF NATIONAL DEFENCE  
ARMY  
INTER-OFFICE CORRESPONDENCE

FEB 10 217 AM



8 Feb 47

D ADM


Corps Flags  
C INT C

RECEIVED  
A. G. REGISTRY

1. Ref your HQ 50-25-1 Adm A2(c) dated 4 Feb 47.
2. The C INT C Flag recommendation as submitted to DOS (PROV) in Jul 46 stands.
3. For information the dimensions and description of the flag decided upon are as follows:

Colour	-	Rifle Green
Size	-	3' X 2'
Device	-	C INT C cap badge in white

NAB/6521/lpg

*for*   
Colonel,  
DMI.

Minute III

To: D. Adm.

Thank you for minuting this file to us.

2. To date the information that has reached this Directorate regarding the change of Corps colour for the RADC is not authoritative or in detail. In any event, it is not felt that the RCDC would care to adopt the change as the existing Corps colour is considered worth retaining in view of its association with our formation in 1939 and our activities throughout the war years.

3. It is again brought to attention that the design of the badge will have to be altered to conform to the present status of the RCDC. Otherwise, the sketch at folio 113 meets with our approval.

*W.E. Meldrum Rtd.*

*for* (E.M. Wansbrough),  
Colonel,  
D G D S.

WEM/2306  
22-2-47.



In reply quote No. HQ 50-25-1 (Dent)

DEPARTMENT OF NATIONAL DEFENCE  
ARMY  
INTER-OFFICE CORRESPONDENCE

Ottawa, 17 Feb 47.

To: D. Admin.

Corps Flags

This refers to your directive, HQ 50-25-1  
Adm. A2(c) of 4 Feb 47.

2. When the above directive was received it was realized that this Directorate was not in possession of a copy of the former pro forma, as submitted with our memo. of 23 Jul 46, which could be used as a reference. This fact was made known to your Directorate by telephone on 7 Feb 47 and we were assured that the file containing the original pro forma would be forwarded to enable a firm recommendation being made at this time.

3. However, the file has not been received and therefor, this Directorate has been unable to supply a suitable reply to your request.

4. Nevertheless, attention is drawn to the fact that the Corps colour of the R.A.D.C. has been changed recently and it is presumed this will result in a similar change for the R.C.D.C.

8905.

Ref min 5 above and follow  
39-43 inclusive.

It is regretted that this file was  
not forwarded as was requested by you.  
Would you be so kind as to forward  
any recommendations that may  
wish to make please

18 Feb 47

M.F.A. 1326  
1,000M-5-43 (9995)  
H.Q. 1772-39-2009

*W.E. Meldrum*  
*for Col*  
*Denton*

*W.E. Meldrum*  
*for*

(E.M. Wansbrough),  
Colonel,  
D. G. D. S.

000877

In reply quote No. HQ 50-25-1(AG)

DEPARTMENT OF NATIONAL DEFENCE  
ARMY  
INTER-OFFICE CORRESPONDENCE

OTTAWA, 31 JAN 47.

DAG

Corps Flags

1. The question of Corps Flags was considered at Military Members on 29 Jan 1947 and it was decided:-

(a) There is no objection to Corps Flags being adopted in the Canadian Army. Design, etc., must be approved by the MGO.

(b) Corps Flags will not be provided during peace at public expense.

(c) The occasion on which Corps Flags may be flown will be laid down by the Adjutant-General.

2. Will DAG please consult Heads of Corps and draft rules when Corps Flags may be flown and submit same for my consideration.



( E G WEEKS )  
Major-General,  
Adjutant-General.

EGW/hfa  
2393.

DAdm

2  
*Action re para 2 please*

*[Signature]*  
BRIGADIER  
D.A.G.

FEB 1 1947

000878



In reply quote No. HQ 50-25-1 (Adm A2)

DEPARTMENT OF NATIONAL DEFENCE  
ARMY  
INTER-OFFICE CORRESPONDENCE

23 Jan 47

AG (thru VAG & DAG)

(1)

Corps Flags

Please note memo from DOS at folio 115.

2. In May 46 you concurred in the recommendation by the DGMS for a distinguishing flag for the RCAMC, (folio 7).

3. Since that time the question of flags for other corps has been referred to other Directors of Corps by the DOS and the various corps, with the exception of RCE and CIC, have expressed the desire to adopt a corps flag.

4. In view of the estimated cost of \$8100.00, it is felt that you may wish to re-consider this question before further action is taken for the approval of such flags.

5. May a direction in this matter be given, please.

AG

*Even though expenditure on manufacture may not be considered warranted at this time an order giving specifications and illustrations (?) might still be published.*

(H. M. Cathcart)  
Colonel  
D Adm

CONTROLLER  
BRIGADIER  
D.A.G.

116

JAN 24 1947

000879



MEMORANDUM

TO: D. Adm.


Department of National Defence

H.Q. 50-25-1 DOS(G)


OTTAWA, 17 January 1947.

Corps Flags

1. The question of Corps Flags first arose in May 1946, when the A.G. concurred in a recommendation by the DGMS for a Corps flag, and passed the matter to MGO for action, folio 7.
2. The matter of Corps Flags was referred to Directors of Corps by means of a "Questionnaire" and all Corps desired to adopt a Corps Flag except Corps of R.C.E. and Cdn. Inf. Corps.
3. Rough sketches at folio 113, indicate the design of Corps flag recommended for each Corps concerned.
4. Information with regard to Corps Flags for the British Army was requested through CMHQ folio 103.
5. The War Office supplied information only on Corps flags for the R.A.M.C. and R.A.S.C. ff 110-112.
6. It is of interest to note that the proposed designs of Corps Flags are all in accordance with the heraldic practice as referred to in the article on R.A.S.C. Flag f 110, except the flags for R.C.A.P.C., R.C.A.C. and C. Prov. C.
7. The estimated cost to provide Corps flags, size 3 ft. x 2 ft., based on 100 flags per Corps, is \$8,100.00.
8. Suggested regulations with regard to the adoption and use of Corps Flags are attached.
9. In view of the recent recommendations with regard to "Division of Responsibilities between MGO and AG Branch", do you now desire to deal with the matter of Corps Flags.

  
T. Smith) Colonel,  
DOS

JAN 20 47 PM



RECEIVED  
A.G. REGISTRY

SUGGESTED REGULATION RE ADOPTION AND FLYING  
OF CORPS FLAGS BY CORPS OF THE CANADIAN ARMY

---


If the adoption or, and issue of Corps flags is approved, the following regulations to apply:

- (a) Design to be approved by Army H.Q.
- (b) The size of Corps flags for all Corps to be uniform in size (3 ft.x 2 ft.) and material.
- (c) Flags to be flown as directed by the respective Director of Corps under prior Adjutant-General approval.

RC EME




C INT. C




RC APC



C. POSTAL. C



RC DENTAL. C



ARMOURED. C



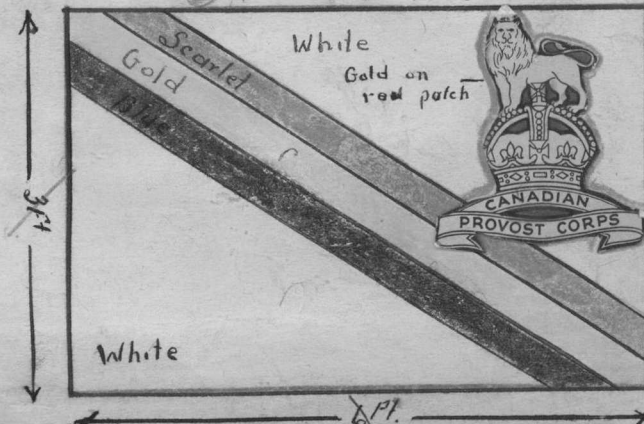
RCA




R. C. SIGS



PROVOST. C




RCASC - See remarks re. pennant on file






RCAMC

RCOC



out all faded 150 152

AG



1. Herewith ~~Q. M. G.~~ CAO for examination and concurrence.

2. If you concur, will you please pass file to *QMG*

Date 21 Jun 48

*E. L. Clendinning*  
for D O G

000884



Department of National Defence

O.H.I.

~~ADDOS (DO)~~

C. A. F. A. 270

500M-7-52 (6031)

H. Q. 4554-A-270

Proposed design of corps flag for the  
Royal Canadian Army Service Corps

Colonel-In-Chief - General, HRH the Duke of  
Gloucester, Earl of Ulster,  
KG, KT, KP, GMA, GCMG, GCVO.




000887



Proposed design of corps flag for the  
Royal Canadian Artillery

Colonel-In-Chief - His Majesty The King

000888



000889

# Reconstruction

DEPARTMENT OF ~~MUNICIPAL~~ AND SUPPLY.

TELEPHONE:

~~XXXXXX~~

Whitehall 2822

WHEN REPLYING

REFER TO FILE

32/Gen.Enqs/1(233).

CANADA.



LONDON OFFICE:

~~23, 24, 25, 26, 27, 28, 29, 30, 31, 32, 33, 34, 35, 36, 37, 38, 39, 40, 41, 42, 43, 44, 45, 46, 47, 48, 49, 50, 51, 52, 53, 54, 55, 56, 57, 58, 59, 60, 61, 62, 63, 64, 65, 66, 67, 68, 69, 70, 71, 72, 73, 74, 75, 76, 77, 78, 79, 80, 81, 82, 83, 84, 85, 86, 87, 88, 89, 90, 91, 92, 93, 94, 95, 96, 97, 98, 99, 100~~

23/4 Pall Mall,  
LONDON, S.W.1.

A I R M A I L

8th January, 1947.

The Master General of the Ordnance,  
Department of National Defence,  
OTTAWA, Ontario,  
C A N A D A.

①

CENTRAL REGISTRY Army	
SUB 15-15	
50-23-15	
JAN 10 1947	
File	
Chgd. to	DOS 10-1-47
Referred to	memo

14

## Corps Flags

1. Reference your cable Prov 2-661 10th October, 1946, and DOS 2-793 26th November, 1946.
2. Herewith particulars of the flags in question.
3. War Office regret the delay in forwarding this information and are unable to supply samples.

ADOS (2)

Passed, ftd

H. R. Patrick, Capt

ADOS  
13 Jan 46

H. R. Patrick

(Hugh R. Patrick)

United Kingdom Representative.

HRP:IW  
Encl.

m

112

000890



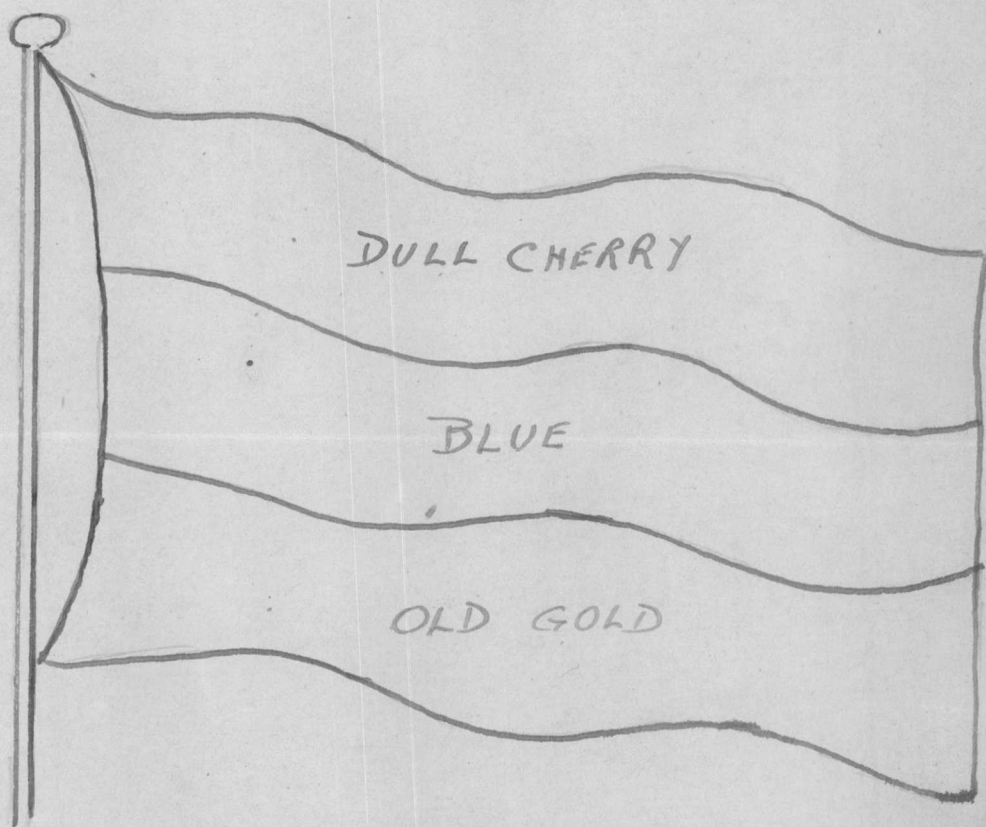
THE R.A.M.C. FLAG.

The R.A.M.C. colours are Dull Cherry, Blue and Old Gold. The Corps Flag is composed of three horizontal stripes made of these three colours.

The position of the stripes is as follows:-

Dull Cherry - on top  
Blue - in the centre  
Old Gold - at the bottom.

The stripes are all of equal width and the flag is twice as long as it is wide. The normal size is 6 ft. x 3 ft.



(COPY)

THE JOURNAL OF THE ROYAL ARMY SERVICE CORPS.

THE CORPS FLAG.

At last a decision is made, the die is cast, and efforts to standardize the Corps flag throughout the world have materialized. It is not proposed to go through the old histories and many pages of writing which have been compiled on the history of the Corps flag which date well back before June, 1893, but to avoid criticisms and heartburnings from those who worked on the subject in the past it is proposed merely to state the new and definite composition of the Corps flag, and to let everyone know that it now conforms to the law of heraldry. The flag is as follows:-

Gold to the mast.  
Blue to the centre.  
White to the outside.

The Corps badge in gold is placed on blue, the centre colour.

It will be of interest to record that in accordance with general heraldic practice it is usual in the case of flags made up of three colours, each running vertically, to have the darkest colour nearest the mast; but it is also a law in heraldy that a colour representing metal cannot be placed on another colour also representing metal. White represents silver (argent) and yellow represents gold (or). It follows therefore that the Corps badge in gold can only be superimposed on the blue.

From the above it will be seen that the Corps flag is as follows



It has taken some time to produce this final result, and many may not know of the difficulties that have to be overcome, and of the channels through which authority has to be obtained to alter an authorized flag.

A specimen sample copy was produced at the last two conferences held by the D.S.T. in the War Office, and thus the flag was seen by Ds.S.T. from abroad and by D.Ds.S.T. Commands. The Colonels Commandant have approved and sanction has been received from the Colonel-in-Chief, H.R.H. The Duke of Gloucester, who states in his letter that he thoroughly approves of the proposals, and considers that the new flag is a definite improvement on the old one.

Samples have been ordered and will be sent in due course to all Commands at home and overseas as sealed-pattern specimen copies, so that orders may be placed with Headquarters, R.A.S.C. School, for the numbers required. Tabulated below are the sizes and prices of the flag:

12 ft. by 6 ft:	57s each for lots of 50, or 70s each if ordered singly.
6 ft. by 3 ft:	26s each for lots of 50.
3 ft. by 2 ft:	17s 6d each for lots of 50.

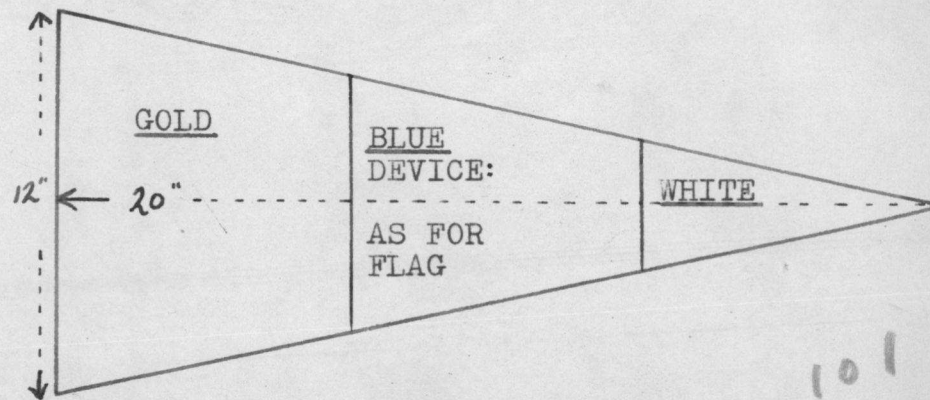
Carriage paid in the British Isles only and delivery within ten weeks of receipt of order.

All orders must be placed by units through Commands and not direct to Headquarters, R.A.S.C. School. Should, however, Commands abroad desire to manufacture their own locally, they will have a sealed-pattern copy to produce from.





000893





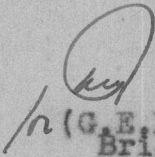
HQ.50-25-1 (DQMG)

OTTAWA, 8 Oct 46.

Commandant,  
The RCASC School,  
Camp Borden, Ontario.

Corps Flag

1. Advice has been received from D.S.T., War Office, through C.M.H.Q., confirming the design of the RASC flag as shown on the attached appendix.
2. The above design has been proposed for the RCASC flag and will doubtless be approved in the near future.

  
(G.E.R. Smith)  
Brigadier,  
D.Q.M.G.

RHR/BT



APPENDIX

GOLD	BLUE  <u>DEVICE</u> Design of Corps Cap Badge in Gold	WHITE
------	---	-------

99.



In reply quote No. H.Q. 50-25-1 (DQMG)

DEPARTMENT OF NATIONAL DEFENCE  
ARMY  
INTER-OFFICE CORRESPONDENCE

8-74


59/Diers Reg / Pol Flag/11

OTTAWA, 7 Oct 46.

To: DOS (Prov)

Corps Flags

1. Reference HQ.50-25-1 DOS(Prov) G dated 12 Jul 46 and further to our memo of 16 Jul 46.
2. It is desired to cancel the design of the proposed RCASC flag and pennant as outlined in our memo referred to above and substituted by the designs shown on the attached Appendix.

  
(G.E.B. Smith)  
Brigadier,  
D.Q.M.G.

RHR/7767


MEMORANDUM

Department of National Defence

TO: Quartermaster-General  
Adjutant General  
Chief of General Staff

H.Q. 50-25-1 DOS(Prov)G  
59/Dress Reg, Pol Flag/11

OTTAWA, 19 September, 1946.



(2)

MGO

(1)

Corps Flags

I. Purpose: To seek authority for the adoption and issue of Corps flags for the Corps of the Canadian Army.

II. Information:

1. The question of Corps flags has been referred to Directors of Corps.
2. All Corps are desirous of adopting a design of Corps flag except:-  
R.C.E.  
C. Inf. C.
3. In the case of the R.C.E.M.E. and R.C.A.M.C. Corps Flags were adopted and flown overseas.
4. Corps Flags have not been authorized as yet for use in Canada.

Major-General,  
Q.M.G.

(3)

MGO

III. Considerations:

5. If the adoption or, and issue of Corps flags is approved, the following regulations to apply:-
  - (a) Design to be approved by Army H.Q.
  - (b) New devices and mottoes which would require Royal authority etc., prior to use, not to be used.
  - (c) The size of the flag for all corps to be uniform in size (3 ft. x 2 ft.) and material.
  - (d) Flags to be flown as directed by the respective Director of Corps under prior Adjutant-General approval.
6. (a) Attached drawings of Corps Flags recommended by Directors of Corps.
- (b) Drawings are in accordance with suggested regulations above except as follows:-
 

R.C. Armd.C. - Royal sanction required for use of Crown. Crown to be deleted.

R.C.A.M.C. - Royal sanction required for use of motto "IN ARDUIS FIDELIS". Motto to be deleted.

Major-General,  
A.G.

(4)

MGO

Lieut.-General,  
C.G.S.

*Requested*

7. Sizes of Corps flags favoured by Directors of Corps are as follows:-

<u>Size of Flag</u>	<u>Directors For</u>
6' x 3'	4
3' x 2'	8
18' x 12'	1

000898

IV. Finances:

8. The cost of providing Corps flags based on 100 flags per Corps is as follows:-

6' x 3'	-	\$10,800.00
3' x 2'	-	\$ 8,100.00
18' x 12"	-	\$ 5,520.00

9. Sufficient funds are available in the estimates for the fiscal year 1946-47 to meet the expenditure.

V. Recommendations:

10. That authority be granted for the issue of Corps Flags at public expense to Corps of the Canadian Army.
11. The adoption of Corps Flags to be governed by the regulations detailed above.

(J. H. MacQueen) Major-General,  
Master-General of the Ordnance.

Document disclosed under the Access to Information Act  
Document divulgué en vertu de la Loi sur l'accès à l'information

ASC	CMSC	RCMIS	PCE	RCOC
✓	✓	Yes	No	Yes
✓	✓	No	✓	No
✓	✓	No	✓	No
✓	✓	Yes	✓	Yes
✓	✓	Yes	✓	Yes
✓	✓	Yes	✓	Yes
✓	✓	—	✓	—
✓	✓	No	✓	Yes
✓	✓	Yes	✓	No
✓	✓	No	✓	No
✓	✓	X	✓	X
✓	✓	24	✓	50
✓	✓	✓	✓	✓

X All evidence establishments during hours of operation for identification

✓ Design to leave flag consisting of three equal vertical bars Blue - Red - Yellow with RCOC flag badge in front (Yellow) with three flag badge on the drape on the side vertical bar (Red - Yellow)

✓ 1. For other than treatment units at which the Service Process will continue to be deployed  
✓ 2. At all times at any medical unit other than a treatment unit and at the Medical Branch of a corps and Army etc. H.Q.

✓ 77 RCASC School, HQ 2300, 2400, 2500, HQ 2600, 2700, HQ 2800, 2900, HQ 3000, 3100, 3200, 3300, 3400, 3500, 3600, 3700, 3800, 3900, 4000, 4100, 4200, 4300, 4400, 4500, 4600, 4700, 4800, 4900, 5000, 5100, 5200, 5300, 5400, 5500, 5600, 5700, 5800, 5900, 6000, 6100, 6200, 6300, 6400, 6500, 6600, 6700, 6800, 6900, 7000, 7100, 7200, 7300, 7400, 7500, 7600, 7700, 7800, 7900, 8000, 8100, 8200, 8300, 8400, 8500, 8600, 8700, 8800, 8900, 9000, 9100, 9200, 9300, 9400, 9500, 9600, 9700, 9800, 9900, 10000, 10100, 10200, 10300, 10400, 10500, 10600, 10700, 10800, 10900, 11000, 11100, 11200, 11300, 11400, 11500, 11600, 11700, 11800, 11900, 12000, 12100, 12200, 12300, 12400, 12500, 12600, 12700, 12800, 12900, 13000, 13100, 13200, 13300, 13400, 13500, 13600, 13700, 13800, 13900, 14000, 14100, 14200, 14300, 14400, 14500, 14600, 14700, 14800, 14900, 15000, 15100, 15200, 15300, 15400, 15500, 15600, 15700, 15800, 15900, 16000, 16100, 16200, 16300, 16400, 16500, 16600, 16700, 16800, 16900, 17000, 17100, 17200, 17300, 17400, 17500, 17600, 17700, 17800, 17900, 18000, 18100, 18200, 18300, 18400, 18500, 18600, 18700, 18800, 18900, 19000, 19100, 19200, 19300, 19400, 19500, 19600, 19700, 19800, 19900, 20000, 20100, 20200, 20300, 20400, 20500, 20600, 20700, 20800, 20900, 21000, 21100, 21200, 21300, 21400, 21500, 21600, 21700, 21800, 21900, 22000, 22100, 22200, 22300, 22400, 22500, 22600, 22700, 22800, 22900, 23000, 23100, 23200, 23300, 23400, 23500, 23600, 23700, 23800, 23900, 24000, 24100, 24200, 24300, 24400, 24500, 24600, 24700, 24800, 24900, 25000, 25100, 25200, 25300, 25400, 25500, 25600, 25700, 25800, 25900, 26000, 26100, 26200, 26300, 26400, 26500, 26600, 26700, 26800, 26900, 27000, 27100, 27200, 27300, 27400, 27500, 27600, 27700, 27800, 27900, 28000, 28100, 28200, 28300, 28400, 28500, 28600, 28700, 28800, 28900, 29000, 29100, 29200, 29300, 29400, 29500, 29600, 29700, 29800, 29900, 30000, 30100, 30200, 30300, 30400, 30500, 30600, 30700, 30800, 30900, 31000, 31100, 31200, 31300, 31400, 31500, 31600, 31700, 31800, 31900, 32000, 32100, 32200, 32300, 32400, 32500, 32600, 32700, 32800, 32900, 33000, 33100, 33200, 33300, 33400, 33500, 33600, 33700, 33800, 33900, 34000, 34100, 34200, 34300, 34400, 34500, 34600, 34700, 34800, 34900, 35000, 35100, 35200, 35300, 35400, 35500, 35600, 35700, 35800, 35900, 36000, 36100, 36200, 36300, 36400, 36500, 36600, 36700, 36800, 36900, 37000, 37100, 37200, 37300, 37400, 37500, 37600, 37700, 37800, 37900, 38000, 38100, 38200, 38300, 38400, 38500, 38600, 38700, 38800, 38900, 39000, 39100, 39200, 39300, 39400, 39500, 39600, 39700, 39800, 39900, 40000, 40100, 40200, 40300, 40400, 40500, 40600, 40700, 40800, 40900, 41000, 41100, 41200, 41300, 41400, 41500, 41600, 41700, 41800, 41900, 42000, 42100, 42200, 42300, 42400, 42500, 42600, 42700, 42800, 42900, 43000, 43100, 43200, 43300, 43400, 43500, 43600, 43700, 43800, 43900, 44000, 44100, 44200, 44300, 44400, 44500, 44600, 44700, 44800, 44900, 45000, 45100, 45200, 45300, 45400, 45500, 45600, 45700, 45800, 45900, 46000, 46100, 46200, 46300, 46400, 46500, 46600, 46700, 46800, 46900, 47000, 47100, 47200, 47300, 47400, 47500, 47600, 47700, 47800, 47900, 48000, 48100, 48200, 48300, 48400, 48500, 48600, 48700, 48800, 48900, 49000, 49100, 49200, 49300, 49400, 49500, 49600, 49700, 49800, 49900, 50000, 50100, 50200, 50300, 50400, 50500, 50600, 50700, 50800, 50900, 51000, 51100, 51200, 51300, 51400, 51500, 51600, 51700, 51800, 51900, 52000, 52100, 52200, 52300, 52400, 52500, 52600, 52700, 52800, 52900, 53000, 53100, 53200, 53300, 53400, 53500, 53600, 53700, 53800, 53900, 54000, 54100, 54200, 54300, 54400, 54500, 54600, 54700, 54800, 54900, 55000, 55100, 55200, 55300, 55400, 55500, 55600, 55700, 55800, 55900, 56000, 56100, 56200, 56300, 56400, 56500, 56600, 56700, 56800, 56900, 57000, 57100, 57200, 57300, 57400, 57500, 57600, 57700, 57800, 57900, 58000, 58100, 58200, 58300, 58400, 58500, 58600, 58700, 58800, 58900, 59000, 59100, 59200, 59300, 59400, 59500, 59600, 59700, 59800, 59900, 60000, 60100, 60200, 60300, 60400, 60500, 60600, 60700, 60800, 60900, 61000, 61100, 61200, 61300, 61400, 61500, 61600, 61700, 61800, 61900, 62000, 62100, 62200, 62300, 62400, 62500, 62600, 62700, 62800, 62900, 63000, 63100, 63200, 63300, 63400, 63500, 63600, 63700, 63800, 63900, 64000, 64100, 64200, 64300, 64400, 64500, 64600, 64700, 64800, 64900, 65000, 65100, 65200, 65300, 65400, 65500, 65600, 65700, 65800, 65900, 66000, 66100, 66200, 66300, 66400, 66500, 66600, 66700, 66800, 66900, 67000, 67100, 67200, 67300, 67400, 67500, 67600, 67700, 67800, 67900, 68000, 68100, 68200, 68300, 68400, 68500, 68600, 68700, 68800, 68900, 69000, 69100, 69200, 69300, 69400, 69500, 69600, 69700, 69800, 69900, 70000, 70100, 70200, 70300, 70400, 70500, 70600, 70700, 70800, 70900, 71000, 71100, 71200, 71300, 71400, 71500, 71600, 71700, 71800, 71900, 72000, 72100, 72200, 72300, 72400, 72500, 72600, 72700, 72800, 72900, 73000, 73100, 73200, 73300, 73400, 73500, 73600, 73700, 73800, 73900, 74000, 74100, 74200, 74300, 74400, 74500, 74600, 74700, 74800, 74900, 75000, 75100, 75200, 75300, 75400, 75500, 75600, 75700, 75800, 75900, 76000, 76100, 76200, 76300, 76400, 76500, 76600, 76700, 76800, 76900, 77000, 77100, 77200, 77300, 77400, 77500, 77600, 77700, 77800, 77900, 78000, 78100, 78200, 78300, 78400, 78500, 78600, 78700, 78800, 78900, 79000, 79100, 79200, 79300, 79400, 79500, 79600, 79700, 79800, 79900, 80000, 80100, 80200, 80300, 80400, 80500, 80600, 80700, 80800, 80900, 81000, 81100, 81200, 81300, 81400, 81500, 81600, 81700, 81800, 81900, 82000, 82100, 82200, 82300, 82400, 82500, 82600, 82700, 82800, 82900, 83000, 83100, 83200, 83300, 83400, 83500, 83600, 83700, 83800, 83900, 84000, 84100, 84200, 84300, 84400, 84500, 84600, 84700, 84800, 84900, 85000, 85100, 85200, 85300, 85400, 85500, 85600, 85700, 85800, 85900, 86000, 86100, 86200, 86300, 86400, 86500, 86600, 86700, 86800, 86900, 87000, 87100, 87200, 87300, 87400, 87500, 87600, 87700, 87800, 87900, 88000, 88100, 88200, 88300, 88400, 88500, 88600, 88700, 88800, 88900, 89000, 89100, 89200, 89300, 89400, 89500, 89600, 89700, 89800, 89900, 90000, 90100, 90200, 90300, 90400, 90500, 90600, 90700, 90800, 90900, 91000, 91100, 91200, 91300, 91400, 91500, 91600, 91700, 91800, 91900, 92000, 92100, 92200, 92300, 92400, 92500, 92600, 92700, 92800, 92900, 93000, 93100, 93200, 93300, 93400, 93500, 93600, 93700, 93800, 93900, 94000, 94100, 94200, 94300, 94400, 94500, 94600, 94700, 94800, 94900, 95000, 95100, 95200, 95300, 95400, 95500, 95600, 95700, 95800, 95900, 96000, 96100, 96200, 96300, 96400, 96500, 96600, 96700, 96800, 96900, 97000, 97100, 97200, 97300, 97400, 97500, 97600, 97700, 97800, 97900, 98000, 98100, 98200, 98300, 98400, 98500, 98600, 98700, 98800, 98900, 99000, 99100, 99200, 99300, 99400, 99500, 99600, 99700, 99800, 99900, 100000, 100100, 100200, 100300, 100400, 100500, 100600, 100700, 100800, 100900, 101000, 101100, 101200, 101300, 101400, 101500, 101600, 101700, 101800, 101900, 102000, 102100, 102200, 102300, 102400, 102500, 102600, 102700, 102800, 102900, 103000, 103100, 103200, 103300, 103400, 103500, 103600, 103700, 103800, 103900, 104000, 104100, 104200, 104300, 104400, 104500, 104600, 104700, 104800, 104900, 105000, 105100, 105200, 105300, 105400, 105500, 105600, 105700, 105800, 105900, 106000, 106100, 106200, 106300, 106400, 106500, 106600, 106700, 106800, 106900, 107000, 107100, 107200, 107300, 107400, 107500, 107600, 107700, 107800, 107900, 108000, 108100, 108200, 108300, 108400, 108500, 108600, 108700, 108800, 108900, 109000, 109100, 109200, 109300, 109400, 109500, 109600, 109700, 109800, 109900, 110000, 110100, 110200, 110300, 110400, 110500, 110600, 110700, 110800, 110900, 111000, 111100, 111200, 111300, 111400, 111500, 111600, 111700, 111800, 111900, 112000, 112100, 112200, 112300, 112400, 112500, 112600, 112700, 112800, 112900, 113000, 113100, 113200, 113300, 113400, 113500, 113600, 113700, 113800, 113900, 114000, 114100, 114200, 114300, 114400, 114500, 114600, 114700, 114800, 114900, 115000, 115100, 115200, 115300, 115400, 115500, 115600, 115700, 115800, 115900, 116000, 116100, 116200, 116300, 116400, 116500, 116600, 116700, 116800, 116900, 117000, 117100, 117200, 117300, 117400, 117500, 117600, 117700, 117800, 117900, 118000, 118100, 118200, 118300, 118400, 118500, 118600, 118700, 118800, 118900, 119000, 119100, 119200, 119300, 119400, 119500, 119600, 119700, 119800, 119900, 120000, 120100, 120200, 120300, 120400, 120500, 120600, 120700, 120800, 120900, 121000, 121100, 121200, 121300, 121400, 121500, 121600, 121700, 121800, 121900, 122000, 122100, 122200, 122300, 122400, 122500, 122600, 122700, 122800, 122900, 123000, 123100, 123200, 123300, 123400, 123500, 123600, 123700, 123800, 123900, 124000, 124100, 124200, 124300, 124400, 124500, 124600, 124700, 124800, 124900, 125000, 125100, 125200, 125300, 125400, 125500, 125600, 125700, 125800, 125900, 126000, 126100, 126200, 126300, 126400, 126500, 126600, 126700, 126800, 126900, 127000, 127100, 127200, 127300, 127400, 127500, 127600, 127700, 127800, 127900, 128000, 128100, 128200, 128300, 128400, 128500, 128600, 128700, 128800, 128900, 129000, 129100, 129200, 129300, 129400, 129500, 129600, 129700, 129800, 129900, 130000, 130100, 130200, 130300, 130400, 130500, 130600, 130700, 130800, 130900, 131000, 131100, 131200, 131300, 131400, 131500, 131600, 131700, 131800, 131900, 132000, 132100, 132200, 132300, 132400, 132500, 132600, 132700, 132800, 132900, 133000, 133100, 133200, 133300, 133400, 133500, 133600, 133700, 133800, 133900, 134000, 134100, 134200, 134300, 134400, 134500, 134600, 134700, 134800, 134900, 135000, 135100, 135200, 135300, 135400, 135500, 135600, 135700, 135800, 135900, 136000, 136100, 136200, 136300, 136400, 136500, 136600, 136700, 136800, 136900, 137000, 137100, 137200, 137300, 137400, 137500, 137600, 137700, 137800, 137900, 138000, 138100, 138200, 138300, 138400, 138500, 138600, 138700, 138800, 138900, 139000, 139100, 139200, 139300, 139400, 139500, 139600, 139700, 139800, 139900, 140000, 140100, 140200, 140300, 140400, 140500, 140600, 140700, 140800, 140900, 141000, 141100, 141200, 141300, 141400, 141500, 141600, 141700, 141800, 141900, 142000, 142100, 142200, 142300, 142400, 142500, 142600, 142700, 142800, 142900, 143000, 143100, 143200, 143300, 143400, 143500, 143600, 143700, 143800, 143900, 144000, 144100, 144200, 144300, 144400, 144500, 144600, 144700, 144800, 144900, 145000, 145100, 145200, 145300, 145400, 145500, 145600, 145700, 145800, 145900, 146000, 146100, 146200, 146300, 146400, 146500, 146600, 146700, 146800, 146900, 147000, 147100, 147200, 147300, 147400, 147500, 147600, 147700, 147800, 147900, 148000, 148100, 148200, 148300, 148400, 148500, 148600, 148700, 148800, 148900, 149000, 149100, 149200, 149300, 149400, 149500, 149600, 149700, 149800, 149900, 150000, 150100, 150200, 150300, 150400, 150500, 150600, 150700, 150800, 150900, 151000, 151100, 151200, 151300, 151400, 151500, 151600, 151700, 151800, 151900, 152000, 152100, 152200, 152300, 152400, 152500, 152600, 152700, 152800, 152900, 153000, 153100, 153200, 153300, 153400, 153500, 153600, 153700, 153800, 153900, 154000, 154100, 154200, 154300, 154400, 154500, 154600, 154700, 154800, 154900, 155000, 155100, 155200, 155300, 155400, 155500, 155600, 155700, 155800, 155900, 156000, 156100, 156200, 156300, 156400, 156500, 156600, 156700, 156800, 156900, 157000, 157100, 157200, 157300, 157400, 157500, 157600, 157700, 157800, 157900, 158000, 158100, 158200, 158300, 158400, 158500, 158600, 158700, 158800, 158900, 159000, 159100, 159200, 159300, 159400, 159500, 159600, 159700, 159800, 159900, 160000, 160100, 160

Questions	RCME	INTEL	RCAPC	Postal	RCMTC	DGDS
1. Do you favour the adoption of a Corps Flag for your Corps.	Yes	Yes	Yes	Yes	Yes	Yes
2. What colour do you favour as the basic colour						
(a) Blue	No	No	No	Yes	Yes	Yes
(b) Corps Colour	No	Yes Rifle Green	No	No	Yes	Yes
(c) Corps Combination of Colours	Yes Blue-Yellow - Red	No	Yes Primrose-Yellow-Blue	No	No	No
3. Do you favour the design of the Cap Badge to be the only device shown on the flag.	No Device	Yes	Yes	A Cipher made up of Initials C.P.C.	Yes	Yes
4. Do you favour the device to be in gold (yellow) colour.	No	No white is recommended for colour device	Yes	No Letters C.P.C. in silver	Yes	Yes
5. If you favour blue as the basic colour do you favour the device over a Corps colour patch on the flag.	No	Not Applicable	No	Yes Over Scarlet Patch	No	No
6. What size do you favour the flag to be.						
6 x 3	No	No	No	No	No	Yes
3 x 2	Yes	Yes	Yes	Yes	Yes	Yes
18" x 12"	No	No	No	No	No	No
7. At what establishments and on what occasions do you recommend the flag be flown within your Corps.	All units RCME + Est. line LADS.	Res Coy HQ flown on all Parades			all cdc est. & clinics at all times	all times
8. What will be your initial requirements.	Act - 80 Res - 348 2 per unit 428	6	12	3	75	0
9. Please state any other recommendations.	It is recommended that the flag be flown on all occasions in which the use of the flag would be an aid in leading and following RCME units, and on all ceremonial occasions.		RCAPC formation colour to and including a field load office or District headquarters when on training or operational roll.	RCMTC formation colour to and including a field load office or District headquarters when on training or operational roll.	RCMTC formation colour to and including a field load office or District headquarters when on training or operational roll.	RCMTC formation colour to and including a field load office or District headquarters when on training or operational roll.

tion Copy

382

Init

Date

H.Q. 50-25-1 DOS(Prov)G  
59/Dress Reg/Pol.Flag/11  
12  
OTTAWA, /July 1946.

Dir. of Ord. Ser. (Org)  
(O.A., RCOG)


### Corps Flags

1. It has been proposed, that a Corps Flag be authorized for each Corps of the Canadian Army.
2. Designs for Corps Flags have been submitted by D.G.M.S. and R.C.E.M.E. See attached sketches.
3. In order to obtain a consensus of opinion as to whether or not Corps Flags are desired by the majority of Corps, and if so, the type of flag considered suitable, the attached "Questionnaire" is circulated to all Directors of Corps or Officers Administering Corps.
4. May the attached "Questionnaire" be completed and returned, not later than 22 July 46, please. Your co-operation will be appreciated.

(W.G. Denney) Colonel,  
for D.O.S.(Prov)  
A O D.

*DOS(Prov)*  
*Herewith questionnaire*  
*Completed as requested.*  
*A. J. T. S.*  
(A. J. Smith) Col.  
D.O.S. (ORG)  
JUL 16 1946

CIRCULATION NO- 382



000902

- 2 -

Questionnaire - Corps Flags

Questions	Yes	No	Remarks
1. Do you favour the adoption of a Corps Flag for your Corps.	✓		
2. What colour do you favour as the basic colour			
(a) Blue			
(b) Corps Colour			
(c) Corps Combination of Colours	✓		
3. Do you favour the design of the Cap Badge to be the only device shown on the flag.	✓		
4. Do you favour the device to be in gold (yellow) colour.	✓		
5. If you favour blue as the basic colour do you favour the device over a Corps colour patch on the flag.	NA		
6. What size do you favour the flag to be.			
6 x 3	6x3		
3 x 2			
18" x 12"			
7. At what establishments and on what occasions do you recommend the flag be flown within your Corps.			all ord ests during hours of operation for identification
8. What will be your initial requirements.			- 50
9. Please state any other recommendations.			
<p>Design to be a flag consisting of three equal vertical bars - Blue - Red - Blue (Scarlet) with RCoC cap badge in gold (yellow) as the device on the centre vertical bar (Red-Scarlet)</p>			



- 3 -

Submitted by R.C.E.M.E. H.Q.50-8-1 V.6

BLUE	YELLOW  <u>DEVICE</u> GREEN MAPLE LEAF	RED
------	--	-----

To be flown at RCME Workshops.

Submitted by D.G.M.S. H.Q. 96-11-21

	DULL CHERRY
	<u>DEVICE</u> CORPS CAP BADGE AND SCROLL WITH MOTTO IN GOLD: BLUE LETTERING
BLUE	

To be flown at medical installations other than  
treatment units.

- 4 -

Suggestions DOS(Prov) for all Corps

BLUE FLAG

DEVICE

DESIGN OF CORPS CAP BADGE  
IN GOLD ON PATCH OF  
CORPS COLOUR OR WITHOUT  
PATCH

OR

CORPS COLOUR

DEVICE

DESIGN OF CORPS  
CAP BADGE IN GOLD

NOTE - In the case of Flag for R.C. Armd. C. the  
device could be a "Tank"

- 5 -

DESIGN RECOMMENDED FOR R C O C CORPS  
(To be completed by Director concerned)

Blue	<p>R C O C Cup badge in gold-yellow</p> <p>Red or Scarlet</p>	Blue
------	---	------


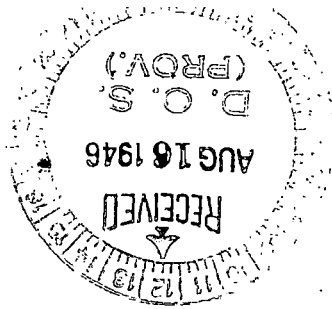

NOTES

Corps Colours -

R.C. Armd. C.	-	Yellow
R.C.A.	-	Scarlet
R.C.E.	-	Scarlet
R.C.C.S.	-	Scarlet
C.I.C.	-	Scarlet
R.C.A.S.C.	-	White
R.C.A.M.C.	-	Dull Cherry
R.C.O.C.	-	Scarlet
R.C.E.M.E.	-	Scarlet
R.C.A.P.C.	-	Primrose yellow
C.D.C.	-	Emerald Green
C.M.S.C.	-	White.

*W.T.*

78



12/1/46



IN REPLY PLEASE QUOTE

H.C. 50-5-1

No. (eds 10b)

DEPARTMENT OF NATIONAL DEFENCE  
ARMY

OTTAWA, Ont., 13 Jul 1946.

D.O.S. (Prov.),

CORPS FLAGS


1. Attached hereto "Questionnaire", completed as requested, please.

*Charles Col*

(C.S. THOMPSON)

*for* Brigadier,  
Director General Medical Services.

RAB/2625/jtm



- 2 -

Questionnaire - Corps Flags

Questions	Yes	No	Remarks
1. Do you favour the adoption of a Corps Flag for your Corps.	✓		for other than Treatment units
2. What colour do you favour as the basic colour (a) Blue (b) Corps Colour (c) Corps Combination of Colours	✓		for which the General Cross will continue to be displayed.
3. Do you favour the design of the Cap Badge to be the only device shown on the flag.	✓		
4. Do you favour the device to be in gold (yellow) colour.	✓		
5. If you favour blue as the basic colour do you favour the device over a Corps colour patch on the flag.	✓		
6. What size do you favour the flag to be. 6 x 3 3 x 2 18" x 12"	8x2		
7. At what establishments and on what occasions do you recommend the flag be flown within your Corps.			at all times at any post held other than a Treatment Unit and at the Medical Branch of a Corps or Army or HQ
8. What will be your initial requirements.	24		
9. Please state any other recommendations.	nil		

000909

- 3 -

Submitted by R.C.E.M.E. H.Q.50-8-1 V.6

BLUE	YELLOW	RED
	<u>DEVICE</u> GREEN MAPLE LEAF	

To be flown at RCME Workshops.

Submitted by D.G.M.S. H.Q. 96-11-21

	DULL CHERRY
	<u>DEVICE</u> CORPS CAP BADGE AND SCROLL WITH MOTTO IN GOLD: BLUE LETTERING
BLUE	

To be flown at medical installations other than  
treatment units.

- 4 -

Suggestions DOS(Prov) for all Corps

BLUE FLAG

DEVICE

DESIGN OF CORPS CAP BADGE  
IN GOLD ON PATCH OF  
CORPS COLOUR OR WITHOUT  
PATCH

OR

CORPS COLOUR

DEVICE

DESIGN OF CORPS  
CAP BADGE IN GOLD


NOTE - In the case of Flag for R.C. Armd. C. the  
device could be a "Tank"

73



- 5 -

DESIGN RECOMMENDED FOR \_\_\_\_\_ CORPS  
(To be completed by Director concerned)



NOTES

Corps Colours -

R.C. Arm'd. C.	-	Yellow
R.C.A.	-	Scarlet
R.C.E.	-	Scarlet
R.C.C.S.	-	Scarlet
C.I.C.	-	Scarlet
R.C.A.S.C.	-	White
R.C.A.M.C.	-	Dull Cherry
R.C.O.C.	-	Scarlet
R.C.E.M.E.	-	Scarlet
R.C.A.P.C.	-	Primrose yellow
C.D.C.	-	Emerald Green
C.M.S.C.	-	White.




In reply quote No. H.Q. 50-25-1 (DQMG)  
DEPARTMENT OF NATIONAL DEFENCE  
ARMY  
INTER-OFFICE CORRESPONDENCE

OTTAWA, 16 Jul 46.


To: DOS (Prov)

Corps Flags

1. Reference your H.Q. 50-25-1 DOS(Prov)G dated 12 Jul 46.
2. Attached hereto completed "Questionnaire" and proposed designs for RCASC flag and pennant.


  
(G.E.R. Smith)  
Brigadier,  
D.Q.M.G.

Encl.  
RHR/4047



Questionnaire - Corps Flags

	Yes	No
1. Do you favour the adoption of a Corps Flag for your Corps	Yes	
2. What colour do you favour as the basic colour		Corps Combination of Colours
(a) Blue		
(b) Corps Colour		
(c) Corps Combination of Colours		
3. Do you favour the design of the Cap Badge to be the only device shown on the flag.	Yes	
4. Do you favour the device to be in gold (yellow) colour.	Yes	Gold colour
5. If you favour blue as the basic colour do you favour the device over a Corps colour patch on the flag.		N/A
6. What size do you favour the flag to be.		3' x 2'
6 x 3		18" x 12"
3 x 2		
18" x 12"		
7. At what establishments and on what occasions do you recommend the flag be flown within your Corps.		RCASC School HQ 23 Inf Bde Gp Coy HQ NDHQ Tpt Coy. HQ RCASC Reserve Army formations or independent units HQ RCASC Dist Coy HQ No. 19 Coy RCASC (Northwest Highway System)
8. What will be your initial requirements.	84 +3x2:	
	84 +18"x12"	
9. Please state any other recommendations.		Recommend provision be made for issue of a Corps pennant (Corps colours), design attached, for purpose of:  (a) Parade markers.  (b) Sports field markers.  (c) Designating location of Supply Depots and other field installations.  (d) Mess decorations.  Estimated number required - 500.



DESIGN RECOMMENDED FOR R.C.A.S.C. Flag.  
(To be completed by Director concerned)

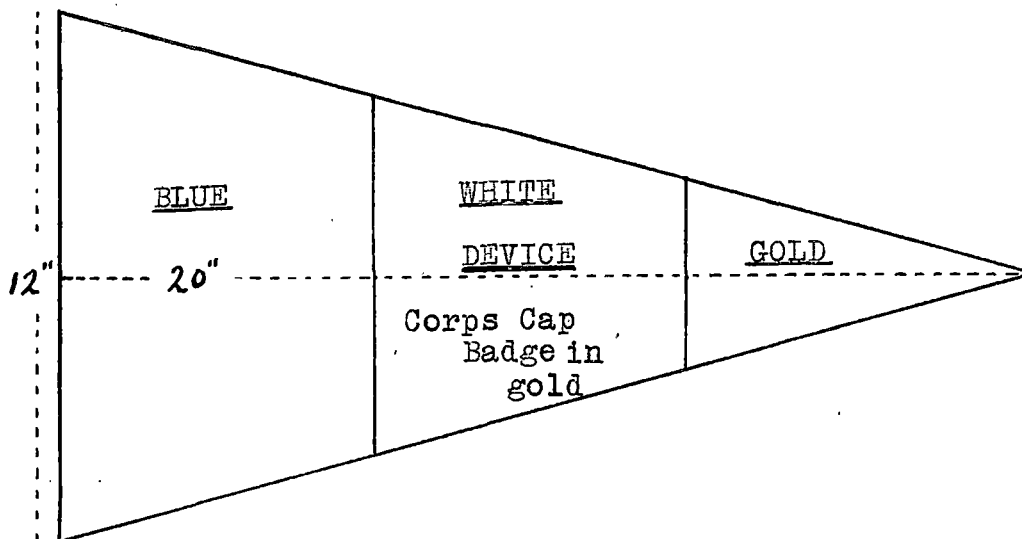
<u>BLUE</u>	<u>WHITE</u>	<u>GOLD</u>
	<u>DEVICE</u> Design of Corps Cap Badge in gold.	

NOTES

Corps Colours -

R.C. Armd. C.	-	Yellow
R.C.A.	-	Scarlet
R.C.E.	-	Scarlet
R.C.C.S.	-	Scarlet
C.I.C.	-	Scarlet
R.C.A.S.C.	-	White
R.C.A.M.C.	-	Dull Cherry
R.C.O.C.	-	Scarlet
R.C.E.M.E.	-	Scarlet
R.C.A.P.C.	-	Primrose yellow
C.D.C.	-	Emerald Green
C.M.S.C.	-	White.

Design recommended for RCASC Pennant:



1 2 3 4 5 6 7 8 9 10 11 12 13 14 15 16 17 18 19 20 21 22 23 24 25 26 27 28 29 30 31 32 33 34 35 36 37 38 39 40 41 42 43 44 45 46 47 48 49 50 51 52 53 54 55 56 57 58 59 60 61 62 63 64 65 66 67 68 69 70 71 72 73 74 75 76 77 78 79 80 81 82 83 84 85 86 87 88 89 90 91 92 93 94 95 96 97 98 99 100

RECEIVED  
JUL 18 1946  
D. O. S.  
(PROV.)

000917

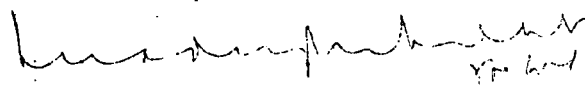


H.Q. 50-25-1 DOS(Prov)G  
59/Dress Reg/Pol.Flag/11  
12  
OTTAWA, 7 July 1946.

Provost-Marshall  
(O.A. Cdn. Provost Corps)

### Corps Flags


1. It has been proposed, that a Corps Flag be authorized for each Corps of the Canadian Army.
2. Designs for Corps Flags have been submitted by D.G.M.S. and R.C.E.M.E. See attached sketches.
3. In order to obtain a consensus of opinion as to whether or not Corps Flags are desired by the majority of Corps, and if so, the type of flag considered suitable, the attached "Questionnaire" is circulated to all Directors of Corps or Officers Administering Corps.
4. May the attached "Questionnaire" be completed and returned, not later than 22 July 46, please. Your co-operation will be appreciated.

  
(W.G. Denney) Colonel,  
for D.O.S.(Prov)  
A.O.D.

### D.O.S. (Prov)

1. Questionnaire completed and returned herewith.
2. Your attention is directed to sketch design on page 5.

18 July 1946.

  
Lt. Col.  
(J.R. Stewart)  
P.M. and O.A. Cdn Provost Corps.



- 2 -

Questionnaire - Corps Flags

Questions	Yes	No	Remarks
1. Do you favour the adoption of a Corps Flag for your Corps.	Yes		
2. What colour do you favour as the basic colour			Gold
(a) Blue			Corps colours Scarlet/and
(b) Corps Colour			Blue on a White basic.
(c) Corps Combination of Colours	Yes		
3. Do you favour the design of the Cap Badge to be the only device shown on the flag.	Yes		
4. Do you favour the device to be in gold (yellow) colour.	Yes		
5. If you favour blue as the basic colour do you favour the device over a Corps colour patch on the flag.			Favour white as basic in preference to blue. Device on Scarlet Patch same outline as badge.
6. What size do you favour the flag to be.			
6 x 3	6 X 3		
3 x 2			
18" x 12"			
7. At what establishments and on what occasions do you recommend the flag be flown within your Corps.			Provost Company and Provost Trg. School at Camp Borden. All Mil. Det Bks and Branches daily. Over H.Q. of Reserve Coys while conc. for training
8. What will be your initial requirements.	15 6 X 3		
9. Please state any other recommendations.			While Scarlet is the Provost Corps colour, it is felt that the combination of Scarlet, Gold and Blue will incorporate with the Corps of Military Police (Scarlet and Blue) and also with the RCMP Police (Gold and Blue) as the first Coy of Provost was formed of volunteers from the RCMP.

000919



- 3 -

Submitted by R.C.E.M.E. H.Q. 50-8-1 V.6

BLUE	YELLOW  <u>DEVICE</u> GREEN MAPLE LEAF	RED
------	--	-----

To be flown at RCME Workshops.

Submitted by D.G.M.S. H.Q. 96-11-21

	DULL CHERRY
	<u>DEVICE</u> CORPS CAP BADGE AND SCROLL WITH MOTTO IN GOLD: BLUE LETTERING
BLUE	

To be flown at medical installations other than  
treatment units.

- 4 -

Suggestions DOS(Prov) for all Corps

BLUE FLAG

DEVICE

DESIGN OF CORPS CAP BADGE  
IN GOLD ON PATCH OF  
CORPS COLOUR OR WITHOUT  
PATCH

OR

CORPS COLOUR

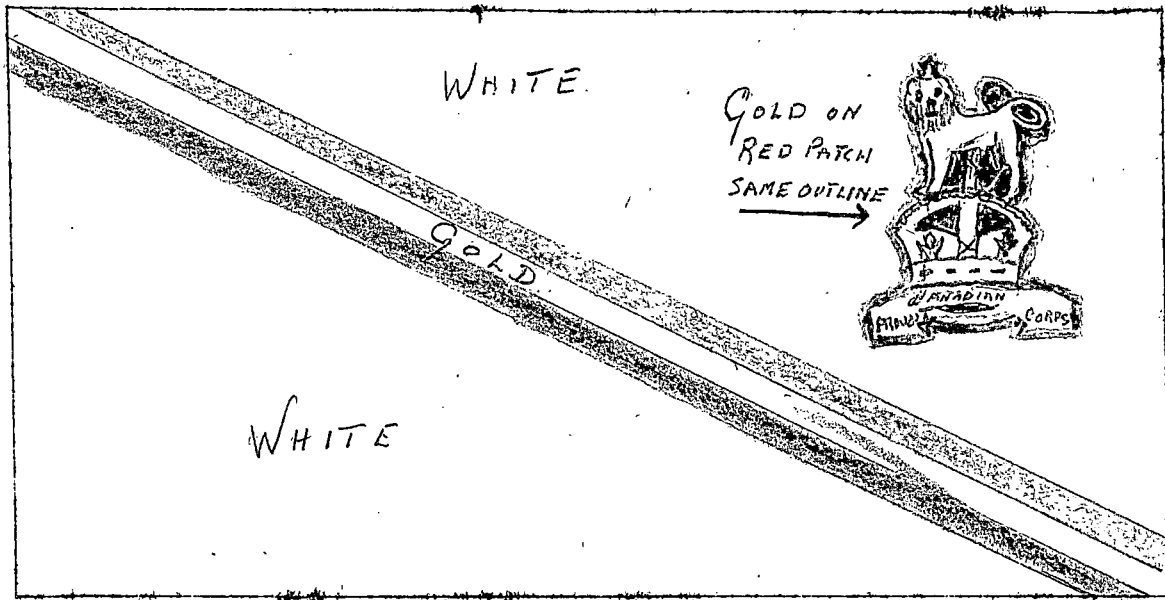
DEVICE

DESIGN OF CORPS  
CAP BADGE IN GOLD

NOTE - In the case of Flag for R.C. Armd. C. the  
device could be a "Tank"

- 5 -

DESIGN RECOMMENDED FOR Can Provost CORPS  
(To be completed by Director concerned)



NOTES

Corps Colours -

R.C. Armd. C.	-	Yellow
R.C.A.	-	Scarlet
R.C.E.	-	Scarlet
R.C.C.S.	-	Scarlet
C.I.C.	-	Scarlet
R.C.A.S.C.	-	White
R.C.A.M.C.	-	Dull Cherry
R.C.O.C.	-	Scarlet
R.C.E.M.E.	-	Scarlet
R.C.A.P.C.	-	Primrose yellow
C.D.C.	-	Emerald Green
C.M.S.C.	-	White.
C Pro C	-	SCARLET



CANADA

No. BDF 2-0 (Inf/

DEPARTMENT OF NATIONAL DEFENCE  
ARMY

20 Jul 1946

DOS (PROV)

Corps Flags


1. Ref your HQ 50-25-1 DOS(Prov) G 59/Dress  
Reg/Pol Flag/11 of 12 Jul 46.
2. Questionnaire att to m/n letter is re-  
turned herewith.

DRS  
Dr: EM  
Local:6629


(D Menard) Col  
D Inf



Dir. of Sigs.  
(O.A., RCCS)



H.Q. 50-25-1 DOS(Prov)G  
59/Dress Reg/Pol.Flag/11  
12  
OTTAWA, /July 1946.



### Corps Flags

1. It has been proposed, that a Corps Flag be authorized for each Corps of the Canadian Army.
2. Designs for Corps Flags have been submitted by D.G.M.S. and R.C.E.M.E. See attached sketches.
3. In order to obtain a consensus of opinion as to whether or not Corps Flags are desired by the majority of Corps, and if so, the type of flag considered suitable, the attached "Questionnaire" is circulated to all Directors of Corps or Officers Administering Corps.
4. May the attached "Questionnaire" be completed and returned, not later than 22 July 46, please. Your co-operation will be appreciated.

### II DOS (PROV)

1. Herewith Questionnaire completed as requested.
2. Page 5 shows type of flag recommended for R.C. divs
3. A coloured sample will be provided on request.

*W.G. Denney*

22 Jul 46

*for Col  
divs*

*W.G. Denney*  
(W.G. Denney) Colonel,  
for D.O.S. (Prov)  
A.O.D.

- 2 -

Questionnaire - Corps Flags

Questions	Yes	No	Remarks
1. Do you favour the adoption of a Corps Flag for your Corps.	✓		
2. What colour do you favour as the basic colour			
(a) Blue			
(b) Corps Colour	✓		
(c) Corps Combination of Colours			
3. Do you favour the design of the Cap Badge to be the only device shown on the flag.	✓		
4. Do you favour the device to be in gold (yellow) colour.			✓ Gold & silver as per cap badge.
5. If you favour blue as the basic colour do you favour the device over a Corps colour patch on the flag.		✓	
6. What size do you favour the flag to be.			
6 x 3	✓		
3 x 2		✓	
18" x 12"			
7. At what establishments and on what occasions do you recommend the flag be flown within your Corps.			All AF & RF units
8. What will be your initial requirements.	100		
9. Please state any other recommendations.			see page 5
French Gray			
Dark Blue			
Green			

- 3 -

Submitted by R.C.E.M.E. H.Q.50-8-1 V.6

BLUE	YELLOW  <u>DEVICE</u> GREEN MAPLE LEAF	RED
------	--	-----

To be flown at RCME Workshops.

Submitted by D.G.M.S. H.Q. 96-11-21

	DULL CHERRY  <u>DEVICE</u> CORPS CAP BADGE AND SCROLL WITH MOTTO IN GOLD: BLUE LETTERING	
BLUE		

To be flown at medical installations other than  
treatment units.

54

- 4 -

Suggestions DOS(Prov) for all Corps

BLUE FLAG

DEVICE

DESIGN OF CORPS CAP BADGE  
IN GOLD ON PATCH OF  
CORPS COLOUR OR WITHOUT  
PATCH

OR

CORPS COLOUR

DEVICE

DESIGN OF CORPS  
CAP BADGE IN GOLD

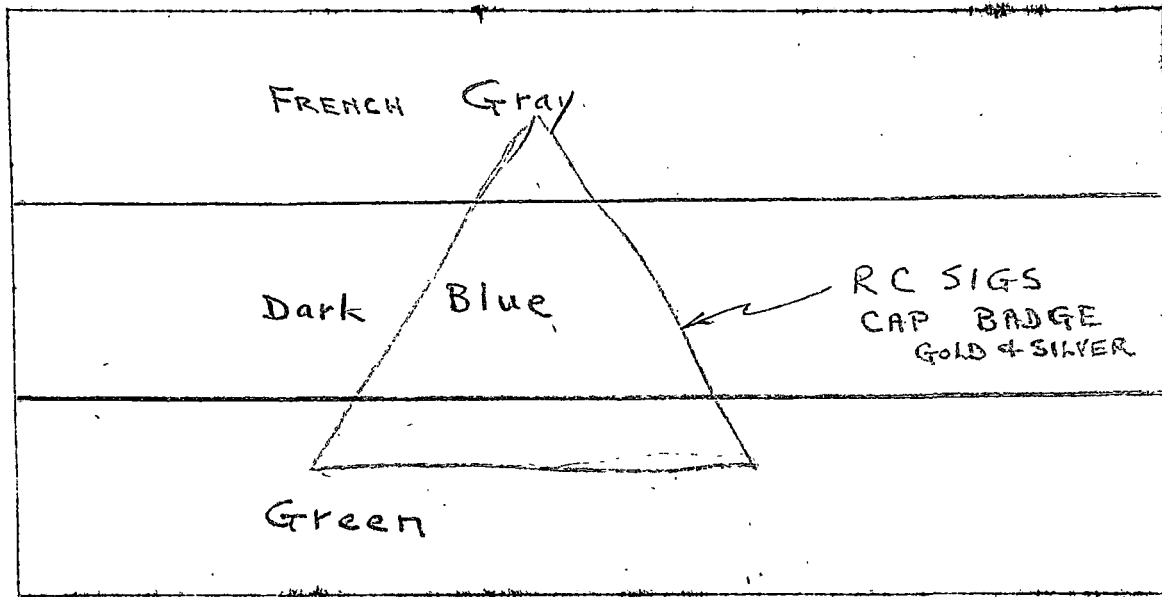
NOTE - In the case of Flag for R.C. Armd. C. the  
device could be a "Tank"

53



- 5 -

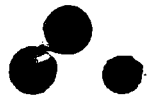
DESIGN RECOMMENDED FOR RC SIGS ~~CORPS~~  
(To be completed by Director concerned)



NOTES

Corps Colours -

R.C. Armd. C.	-	Yellow
R.C.A.	-	Scarlet
R.C.E.	-	Scarlet
R.C.C.S.	-	Scarlet
C.I.C.	-	Scarlet
R.C.A.S.C.	-	White
R.C.A.M.C.	-	Dull Cherry
R.C.O.C.	-	Scarlet
R.C.E.M.E.	-	Scarlet
R.C.A.P.C.	-	Primrose yellow
C.D.C.	-	Emerald Green
C.M.S.C.	-	White.



H.Q. 50-25-1 DOS(Prov)G  
59/Dress Reg/Pol.Flag/11  
OTTAWA, <sup>12</sup>July 1946.

Dir. of Arty.  
(O.A., RCA)

( I )

Corps Flags

1. It has been proposed, that a Corps Flag be authorized for each Corps of the Canadian Army.
2. Designs for Corps Flags have been submitted by D.G.M.S. and R.C.E.M.E. See attached sketches.
3. In order to obtain a concensus of opinion as to whether or not Corps Flags are desired by the majority of Corps, and if so, the type of flag considered suitable, the attached "Questionnaire" is circulated to all Directors of Corps or Officers Administering Corps.
4. May the attached "Questionnaire" be completed and returned, not later than 22 July 46, please. Your co-operation will be appreciated.

*W.G. Denney*  
(W.G. Denney) Colonel,  
for D.O.S.(Prov)  
A.O.D.

( II )

DOS (PROV)


Herewith completed questionnaire as requested.

*W. G. Denney*  
for Major, GS,  
Colonel,  
D Arty.



Questionnaire - Corps Flags

Questions	Yes	No	Remarks
1. Do you favour the adoption of a Corps Flag for your Corps.	Yes		
2. What colour do you favour as the basic colour			
(a) Blue			
(b) Corps Colour			
(c) Corps Combination of Colours	Yes		
3. Do you favour the design of the Cap Badge to be the only device shown on the flag.	Yes		
4. Do you favour the device to be in gold (yellow) colour.	Yes		
5. If you favour blue as the basic colour do you favour the device over a Corps colour patch on the flag.	No		
6. What size do you favour the flag to be.			
6 x 3-----	Yes		
3 x 2			
18" x 12"			
7. At what establishments and on what occasions do you recommend the flag be flown within your Corps.			Permanent Headquarters, Units and Schools of the Active & Res Force.
8. What will be your initial requirements.			Active Force - 20 Reserve Force - 300 (Based on one (1) per School, HQ RCA, Regtl HQ, Battery.
9. Please state any other recommendations.			



- 3 -

Submitted by R.C.E.M.E. H.Q.50-8-1 V.6


BLUE	YELLOW  <u>DEVICE</u> GREEN MAPLE LEAF	RED
------	--	-----

To be flown at RCME Workshops.

Submitted by D.G.M.S. H.Q. 96-11-21

	DULL CHERRY  <u>DEVICE</u> CORPS CAP BADGE AND SCROLL WITH MOTTO IN GOLD: BLUE LETTERING	
BLUE		

To be flown at medical installations other than  
treatment units.





- 2 -

Questionnaire - Corps Flags

Questions	Yes	No	Remarks
1. Do you favour the adoption of a Corps Flag for your Corps.		No	
2. What colour do you favour as the basic colour			
(a) Blue		N/A	
(b) Corps Colour			
(c) Corps Combination of Colours			
3. Do you favour the design of the Cap Badge to be the only device shown on the flag.		N/A	
4. Do you favour the device to be in gold (yellow) colour.		N/A	
5. If you favour blue as the basic colour do you favour the device over a Corps colour patch on the flag.		N/A	
6. What size do you favour the flag to be.			
6 x 3		N/A	
3 x 2			
18" x 12"			
7. At what establishments and on what occasions do you recommend the flag be flown within your Corps.		N/A	
8. What will be your initial requirements.		N/A	
9. Please state any other recommendations.		N/A	

57

- 4 -

Suggestions DOS(Prov) for all Corps

BLUE FLAG

DEVICE

DESIGN OF CORPS CAP BADGE  
IN GOLD ON PATCH OF  
CORPS COLOUR OR WITHOUT  
PATCH

OR

CORPS COLOUR

DEVICE


DESIGN OF CORPS  
CAP BADGE IN GOLD

NOTE - In the case of Flag for R.C. Armd. C. the  
device could be a "Tank"



- 5 -



DESIGN RECOMMENDED FOR R.C.G. CORPS  
(To be completed by Director concerned)



NOTES

Corps Colours -

R.C. Arm'd. C.	-	Yellow
R.C.A.	-	Scarlet
R.C.E.	-	Scarlet
R.C.C.S.	-	Scarlet
C.I.C.	-	Scarlet
R.C.A.S.C.	-	White
R.C.A.M.C.	-	Dull Cherry
R.C.O.C.	-	Scarlet
R.C.E.M.E.	-	Scarlet
R.C.A.P.C.	-	Primrose yellow
C.D.C.	-	Emerald Green
C.M.S.C.	-	White.





DEPARTMENT OF NATIONAL DEFENCE  
ARMY

In reply quote No. HQ 50-25-1 (D Armd)

OTTAWA Ontario

16 Jul 46


DOS (Prov)

Corps Flag  
RCAC

Reference HQ 50-25-1 (DOS(Prov)G  
of 12 Jul 46.

1 Herewith completed questionnaire and  
design of recommended flag for RCAC.

*W. W. Moncel*  
(R W Moncel ) Colonel  
D Armd




## Questionnaire - Corps Flags

Questions	: Yes	:No	: Remarks
1. Do you favour the adoption of a Corps Flag for your Corps	x		
2 What colour do you favour as the basic colour			
(a) Blue			
(b) Corps Colour	x		
(c) Corps Combination of Colours			
3 Do you favour the design of the Cap Badge to be the only device shown on the flag.		x	No RCAC Cap badge
4 Do you favour the device to be in gold (yellow) colour.		x	
5 If you favour blue as the basic colour do you favour the device over a Corps colour patch on the flag.	NA	NA	
6 What size do you favour the flag to be.			
6 x 3	x		
3 x 2			
18" x 12"			
7 At what establishments and on what occasions do you recommend the flag be flown within your Corps	NA	NA	Bde Trg Camps and on other suitable occasions
8 What will be your initial requirements.	NA	NA	6 flags
9 Please state any other recommendations	NA	NA	

- 5 -

DESIGN RECOMMENDED FOR ARMoured CORPS  
(To be completed by Director concerned)



(Yellow background, black lettering and Crown)

000943



In reply quote No. HQ 50-25-1 (Dent)

DEPARTMENT OF NATIONAL DEFENCE  
ARMY  
INTER-OFFICE CORRESPONDENCE



Ottawa, 23 Jul 46.

To: D.O.S. (Prov)

Corps Flags

Cdn. Dental Corps


This refers to your memo. of 12 Jul 46,  
same file number.

2. The completed questionnaire is returned,  
as requested and is enclosed herewith.

*W.E. Meldrum*  
*Real.*

*for* (D.S. Coons),  
Colonel,  
D.G.D.S.

WEM/3460



- 2 -

Questionnaire - Corps Flags

Questions	Yes	No	Remarks
1. Do you favour the adoption of a Corps Flag for your Corps.	✓		
2. What colour do you favour as the basic colour			
(a) Blue	✓		
and (b) Corps Colour			
(c) <del>Corps Combination of Colours</del>			
3. Do you favour the design of the Cap Badge to be the only device shown on the flag.	✓		
4. Do you favour the device to be in gold (yellow) colour.	✓		
5. If you favour blue as the basic colour do you favour the device over a Corps colour patch on the flag.		✓	
6. What size do you favour the flag to be.			
6 x 3			
3 x 2			
18" x 12"	✓		
7. At what establishments and on what occasions do you recommend the flag be flown within your Corps.			at all C.A.E. establishments, clinics & at all times
8. What will be your initial requirements.			- 75 -
9. Please state any other recommendations.			nil.

It is hoped there will soon be a new design of badge for the C.A.E. so this point should be considered before flags are ordered

*W. S. M.*

- 3 -

Submitted by R.C.E.M.E. H.Q.50-8-1 V.6

BLUE	YELLOW  <u>DEVICE</u> GREEN MAPLE LEAF	RED
------	--	-----

70

To be flown at RCME Workshops.

Submitted by D.G.M.S. H.Q. 96-11-21

	DULL CHERRY
	<u>DEVICE</u> CORPS CAP BADGE AND SCROLL WITH MOTTO IN GOLD: BLUE LETTERING
BLUE	

70

To be flown at medical installations other than  
treatment units.

- 4 -

Suggestions DOS(Prov) for all Corps

BLUE FLAG

DEVICE

DESIGN OF CORPS CAP BADGE  
IN GOLD ON PATCH OF  
CORPS COLOUR OR WITHOUT  
PATCH

710

OR

CORPS COLOUR

DEVICE

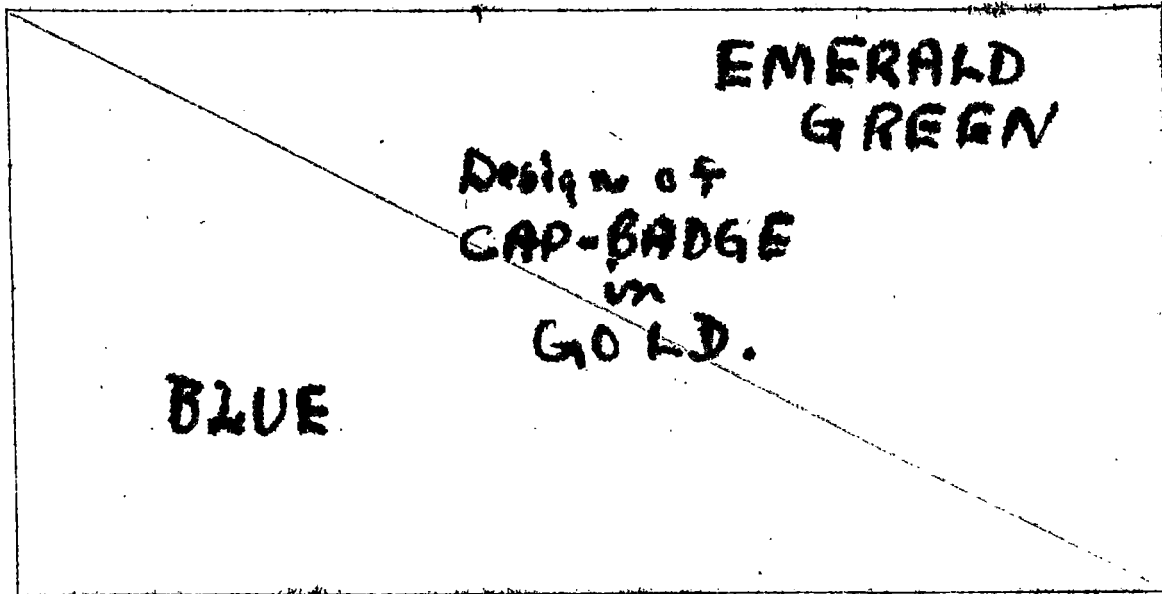
DESIGN OF CORPS  
CAP BADGE IN GOLD

710

NOTE - In the case of Flag for R.C. Armd. C. the  
device could be a "Tank"

- 5 -


DESIGN RECOMMENDED FOR **Cdn Armd. CORPS**  
(To be completed by Director concerned)



NOTES

Corps Colours -

R.C. Armd. C.	-	Yellow
R.C.A.	-	Scarlet
R.C.E.	-	Scarlet
R.C.C.S.	-	Scarlet
C.I.C.	-	Scarlet
R.C.A.S.C.	-	White
R.C.A.M.C.	-	Dull Cherry
R.C.O.C.	-	Scarlet
R.C.E.M.E.	-	Scarlet
R.C.A.P.C.	-	Primrose yellow
C.D.C.	-	Emerald Green
C.M.S.C.	-	White.



000949

DIRECTOR OF  
POSTAL SERVICES

CANADIAN POSTAL CORPS  
HEADQUARTERS

No. \_\_\_\_\_

59 Dress Reg/Pol Flag/11  
22-11  
J/N

Ottawa, 25th July 1946.

D.O.S. (Prov).

Corps Flags

1. Reference is made to your memo  
H.Q. 50-25-1 DOS (Prov)G 59/Dress Reg/Pol.Flag/11  
dated 12th July 1946 concerning Corps Flags.

2. The "Questionnaire" has been  
completed and is being returned herewith.

Enc.

J.C. Jackson Major  
(J.C. Jackson) Major,  
A Director of Postal Services

RECEIVED  
JUL 26 1946  
D. O. S.  
(PROV.)

000950

- 2 -

Questionnaire - Corps Flags

Questions	Yes	No	Remarks
1. Do you favour the adoption of a Corps Flag for your Corps.	Yes		
2. What colour do you favour as the basic colour			
(a) Blue	Yes		
(b) Corps Colour			
(c) Corps Combination of Colours			
3. Do you favour the design of the Cap Badge to be the only device shown on the flag.			A cipher made up of the initials "C.P.C."
4. Do you favour the device to be in gold (yellow) colour.	No		Letters "C.P.C." in silver.
5. If you favour blue as the basic colour do you favour the device over a Corps colour patch on the flag.	Yes		Over scarlet patch.
6. What size do you favour the flag to be.			
6 x 3			
3 x 2	Yes		
18" x 12"			
7. At what establishments and on what occasions do you recommend the flag be flown within your Corps.			See 7 (a)
8. What will be your initial requirements.			See 8 (a)
9. Please state any other recommendations.	N F L		
7 (a) Headquarters of a Divisional or other higher Formational Unit and Equivalent Units or in Training Camps.			
8 (a) One for each Divisional or other higher Formational Unit, plus Training Areas.			

000951



- 3 -

Submitted by R.C.E.M.E. H.Q.50-8-1 V.6

BLUE	YELLOW	RED
	<u>DEVICE</u>	
	GREEN MAPLE LEAF	

To be flown at RCME Workshops.

Submitted by D.G.M.S. H.Q. 96-11-21

	DULL CHERRY
	<u>DEVICE</u>
	CORPS CAP BADGE AND SCROLL WITH MOTTO IN GOLD: BLUE LETTERING
BLUE	

To be flown at medical installations other than  
treatment units.

- 4 -

Suggestions DOS(Prov) for all Corps

BLUE FLAG

DEVICE

DESIGN OF CORPS CAP BADGE  
IN GOLD ON PATCH OF  
CORPS COLOUR OR WITHOUT  
PATCH

OR

CORPS COLOUR


DEVICE

DESIGN OF CORPS  
CAP BADGE IN GOLD

NOTE - In the case of Flag for R.C. Armd. C. the  
device could be a "Tank"

- 5 -

DESIGN RECOMMENDED FOR CDN. POSTAL CORPS  
(To be completed by Director concerned)



NOTES

Corps Colours -

R.C. Armd. C.	-	Yellow
R.C.A.	-	Scarlet
R.C.E.	-	Scarlet
R.C.C.S.	-	Scarlet
C.I.C.	-	Scarlet
R.C.A.S.C.	-	White
R.C.A.M.C.	-	Dull Cherry
R.C.O.C.	-	Scarlet
R.C.E.M.E.	-	Scarlet
R.C.A.P.C.	-	Primrose yellow
C.D.C.	-	Emerald Green
C.M.S.C.	-	White.

34



M E M O R A N D U M

To; D.O.S.

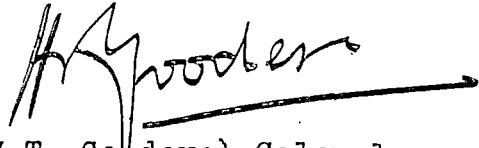
PMG 5-4 (Pay 3)

Department of National Defence  
Army


Corps Flag -- RCAPC

Ottawa Ont 22 Jul 46

1. Reference HQ 50-25-1 DOS (Prov) 6 d/12  
Jul 46.
2. Herewith, questionnaire duly completed  
as requested.
3. The design recommended for the RCAPC is  
as shown, with the design of the RCAPC cap badge to be  
shown on the flag.

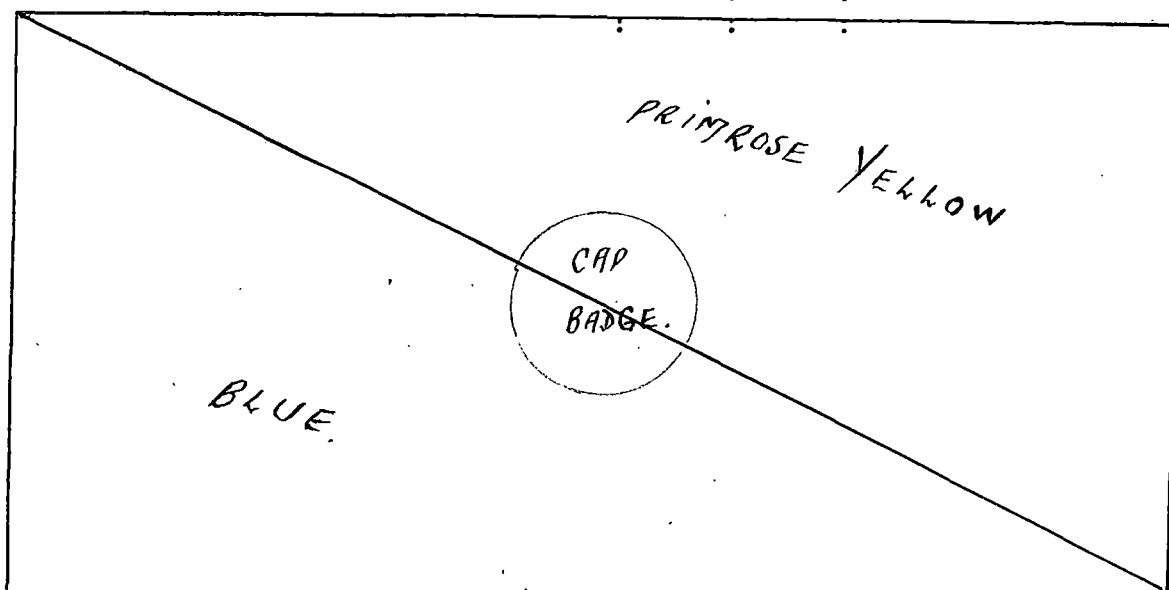
  
(H.T. Goddeve) Colonel,  
OFFICER ADMINISTERING, RCAPC.

CT/3467



# QUESTIONNAIRE - CORPS FLAGS

Questions	Yes	No	Remarks
1. Do you favour the adoption of a Corps Flag for your Corps.	YES	N/A	
2. What colour do you favour as the basic colour			
(a) Blue	NO	N/A	
(b) Corps Colour	NO	N/A	
(c) Corps Combination of Colours:	YES	N/A	✓
3. Do you favour the design of the Cap Badge to be the only device shown on the flag.	YES	N/A	
4. Do you favour the device to be in gold (yellow) colour.	YES	N/A	
5. If you favour blue as the basic colour do you favour the device over a Corps Colour patch on the flag.	N/A	N/A	
6. What size do you favour the flag to be.			
6 x 3			
3 x 2	3x2		
18 x 12			
7. At what establishments and on what occasions do you recommend the flag be flown within your Corps.	-	-	RCAFC Formations down to and including a FIELD CASH OFFICE or DISTRICT PAYMASTER. When on Training or Operational Roll.
8. What will be your initial requirements.	-	-	12
9. Please state any other recommendations.	NIL	NIL	





IN REPLY PLEASE QUOTE

NO. HQ 11-1-11 (DMI)

DEPARTMENT OF NATIONAL DEFENCE  
ARMY

25 Jul 1946


D.O.S. (Prov)

CORPS FLAG - C INT C

1. Ref HQ 50-25-1 DOS (Prov) G dated 12 Jul 46, and conversation Capt Currier - Capt Buckingham.
2. Herewith completed questionnaire, as requested.
3. As the device recommended for the m/n flag is the C INT C cap badge, it was not considered necessary to reproduce it on the rectangle provided.

NAB/dear

*W. S. Anderson*  
Colonel,  
DMI



000958

# Questionnaire - Corps Flags

Questions	Yes	No	Remarks
1. Do you favour the adoption of a Corps Flag for your Corps.	X		
2. What colour do you favour as the basic colour			
(a) Blue			
(b) Corps Colour	X		Rifle Green
(c) Corps Combination of Colours			
3. Do you favour the design of the Cap Badge to be the only device shown on the flag.	X		
4. Do you favour the device to be in gold (yellow) colour.		X	The C INT C cap badge is silver, therefore white is recommended for the colour of the device.
5. If you favour blue as the basic colour do you favour the device over a Corps colour patch on the flag.			Not Applicable
6. What size do you favour the flag to be.			
6 X 3			
3 X 2	3X2		
18" X 12"			
7. At what establishments and on what occasions do you recommend the flag be flown within your Corps.			Reserve Coy HQ to be flown on all Parades.
8. What will be your initial requirements.			six (6)
9. Please state any other recommendations.			





In reply quote No. ....

59/Dress Reg/Pol. Flag/11 8-8  
DME/AD 25-0-0

## DEPARTMENT OF NATIONAL DEFENCE

ARMY


INTER-OFFICE CORRESPONDENCE

22 Jul 46

DOS(Prov)

Corps Flags

1. Reference your letter on the above subject dated 12 Jul 46.
2. Attached is questionnaire completed, giving initial requirements at two per unit for Active Army and Reserve Army Units, but does not include Supplementary Reserve Units.
3. Page 3 of your letter shows a sketch of a flag submitted by RCME (HQ-50-8-1-V.6). It is proposed to change this design due to confusion with certain national flags and to conform with the practice adopted in the Italian theatre of Operations. The new design is given in colour on the attached page 5.



(J. W. Bishop) Colonel,  
Director of Mechanical Engineering.